



# Budget 2019

# PLATTE CANYON WATER AND SANITATION DISTRICT

---

## 2019 BUDGET

### TABLE OF CONTENTS

Section	Contents	
1	Budget Report . . . . .	i
2	Resolution to Adopt Budget . . . . .	xiv
3	Resolution to Appropriate Funds . . . . .	xv
4	Resolution to Certify Mill Levy . . . . .	xvi
5	Resolution to Adopt Budget for Subdistrict No. 1 . . . . .	xviii
6	Resolution to Appropriate Funds for Subdistrict No.1 . . . . .	xx
7	Resolution to Certify Mill Levy for Subdistrict No.1 . . . . .	xxi
8	Resolution to Adopt Budget for Subdistrict No. 2 . . . . .	xxiii
9	Resolution to Appropriate Funds for Subdistrict No.2 . . . . .	xxv
10	Resolution to Certify Mill Levy for Subdistrict No.2 . . . . .	xxvi
11	Revenue . . . . .	1
12	Expenditures . . . . .	3
13	Property Tax Schedule . . . . .	10
14	Lease – Purchase Supplement Schedule (Schedule I) . . . . .	12
15	Personnel Summary (Exhibit B) . . . . .	13
16	Subdistrict No. 1 Budget . . . . .	14
17	Subdistrict No. 2 Budget . . . . .	16
18	Ten Year Financial Plan . . . . .	18

# **PLATTE CANYON WATER AND SANITATION DISTRICT**

---

## **2019 BUDGET REPORT**

### **HIGHLIGHTS**

- Revenue of \$3,345,488 and expenses totaling \$4,436,731 will result in a deficit of \$1,091,243 and a reduction in the District's reserves from \$9,471,114 to \$8,379,871.
- The property tax mill levy will remain at 7.104 mills, the same levy assessed since 2005.
- Platte Canyon will continue to provide administrative and maintenance services to Southwest Metropolitan, Bow Mar, Columbine, and Lochmoor Water and Sanitation Districts and Valley Sanitation District. Revenue received from these services is projected to be \$1,379,360 which is 41.3 percent of total District revenue.
- Labor and equipment billing rates charged for intergovernmental services will be adjusted and implemented by February 1, 2018 based on actual District costs. No increase in the margin applied to actual costs is proposed.
- No increase in fees, charges or tax levies or new revenue sources are proposed in 2019, other than the intergovernmental services labor and equipment cost adjustment referenced above.
- The 2019 total general expense budget is 4.1 percent more than the 2018 budget.
- The 2019 water operating expense budget increased a total of \$33,390 compared to the 2018 budget. The increase is a result of increased emergency repairs occurring during 2018. The 2019 sewer operating expense budget remains consistent with the 2018 budget.

## **HIGHLIGHTS**

- All categories of general expenses, less water and sewer operating costs and personnel costs, reflect a combined increase of \$15,695 from the 2017 budget. Significant budgetary decreases are reflected in the categories of Building Maintenance and Administrative expenses. The budgeted amount for the Office Lease decreased \$11,745 with the completion of facility upgrades budgeted and completed by Southwest Metropolitan Water and Sanitation District during 2018 in which Platte Canyon's cost share is 30%. In addition, the budgeted amount for the Platte Canyon website decreased \$19,700. The website budget for 2018 of \$20,200 accommodated a complete redesign to improve the user experience and provide for a more manageable platform. The budget for Software Management / Tech Support is \$36,250 more than the 2018 budget. This increase is due to the planned upgrade of the District's maintenance and GIS software systems.
- Capital expenditures for 2019 (\$1,881,679) are \$334,549 more than \$1,547,130 budgeted in 2018, and \$707,253 more than the average actual 2016-2018 costs (\$1,174,426).
- Four water projects totaling \$1,244,231 are budgeted for 2019. Three projects replace 4,632 feet of 8-inch cast iron pipe and one project replaces 732 feet of 6-inch cast iron pipe that have experienced instances of both electrolysis and beam breaks.
- The 2019 sewer related capital project budget at \$287,418 replaces 293 feet of polyethylene pipe. The existing pipe must be replaced to restore proper alignment.
- A new rating process was developed during 2018 to prioritize the replacement of water mains over the ten-year planning period. This process is a more comprehensive assessment which incorporates a wider range of factors. As a result, the number of water mains identified for replacement during the ten-year planning period has increased significantly. The capital project budget could be reduced to mitigate the impact on District reserves by phasing the water projects over several years but would result in higher unit costs due to the loss of economies of scale and very low returns on current District investments.
- The District reserve fund is projected to decrease from \$9.5 million at year end 2018 to \$6.3 million at year end 2028. This decrease in reserves is primarily due to the steady volume of capital water projects anticipated over the planning period.

## **SUMMARY**

The 2019 Budget for Platte Canyon Water and Sanitation District has been prepared in accordance with the modified accrual basis of budgetary accounting.

Services to be provided in accordance with the 2019 budget include operation, maintenance and repair of Platte Canyon's 79.3 miles of water distribution mains, 75.8 miles of sanitary sewer collection mains, and one potable water pumping station. In addition to the operation and maintenance of Platte Canyon's facilities, the District will provide administrative, operations, and maintenance services to Southwest Metropolitan, Bow Mar, Columbine, and Lochmoor Water and Sanitation Districts and Valley Sanitation District. Proposed facility maintenance objectives for 2018 are described in greater detail in a separate document titled *2019 Maintenance Goals*.

Total revenue from all sources is projected to be \$3,345,488 in 2019. Total expenditures are budgeted at \$4,436,731, \$435,311 or 10.9 percent more than budgeted in 2018. General fund expenditures are budgeted at \$2,555,052, 4.1 percent more than 2018 budgeted expenses amounting to \$2,454,290. Capital expenses for 2019 are budgeted at \$1,881,679, 21.6 percent more than budgeted in 2018.

Beginning funds available in 2019 are estimated to be \$9,471,114. The reserve fund balance is projected to decrease \$1,091,243 to \$8,379,871 at year end 2019.

## **REVENUE**

- Total Revenue in 2019 is projected to be \$3,345,488, \$102,871 more than the amount budgeted in 2018.
- The largest single source of revenue is proposed to be property and specific ownership tax revenue amounting to \$1,773,828 53.1 percent of total District revenue. A breakdown of assessed valuations and property tax revenue for each county is shown on pages ten and eleven of the budget.
- Sewer tap fee revenue in the amount of \$4,000 is expected in 2019. No water tap fee revenue is expected. No changes in tap fee amounts are proposed for 2019. The water tap fee for a ¾-inch connection will remain \$2,900 and the sewer tap fee for a single family residence or equivalent will remain \$1,000.
- Contract service charge revenue is anticipated to remain the same as 2018 budgeted revenue, \$4,080. Bow Mar Water and Sanitation District service charge revenue consists of an assessment of \$12 per year per residence to transport wastewater from 215 residences in Bow Mar through Platte Canyon's wastewater collection system. Fire hydrant use revenue includes fees assessed for use of District owned fire hydrants. The fire hydrant use fee of \$100 per month per hydrant is not proposed to change in 2019.
- Contract maintenance revenue is projected to be \$1,379,360 in 2019; \$31,250 more than 2018 budgeted revenue. The largest single source of revenue is derived from Southwest Metropolitan Water and Sanitation District. Southwest shares labor, equipment, and overhead costs with Platte Canyon in accordance with a comprehensive cost accounting model. The 2019 budget projects \$1,108,410 in revenue for services performed for Southwest in accordance with an Intergovernmental Agreement between the two entities. Platte Canyon also receives revenue for administrative, operations, and maintenance services provided to Bow Mar, Columbine, and Lochmoor Water and Sanitation Districts and Valley Sanitation District. Services are billed to each of these Districts on a time and material basis in accordance with a rate schedule adjusted annually. Revenue from these entities is projected to be \$270,950 in 2019.
- Investment income in 2019 is projected to be \$175,220, an increase of \$15,360 from estimated 2018 revenue of \$159,860. The average between District investments in 2019 is projected to be 1.85 percent.
- Proceeds from asset disposal include revenue received from the sale of surplus equipment. Proceeds in the amount of \$9,000 is projected from the sale of a pickup in 2019.

## **OPERATING EXPENSES**

- Total expenses for 2019 are budgeted at \$4,436,731, \$2,555,052 for operations and \$1,881,679 for capital expenditures.
- Water related operating and maintenance expenses for 2019 are budgeted at \$197,940; \$25,592 less than estimated 2018 expenses of \$223,532, and \$33,390 more than budgeted in 2018. Contract maintenance for system failures is budgeted at \$100,000; \$45,000 more than the amount budgeted in 2018 based on review of actual failures in 2018. Remedial repairs to system components are budgeted at \$51,000, \$15,000 less than budgeted in 2018.

The Scott J. Morse Water Pump Station costs for general maintenance, telemetry and utilities are budgeted at \$17,440, \$390 more than the amount budgeted in 2018.

Maintenance supplies include small tools, water quality monitoring equipment and materials, and fire hydrant paint. This item is budgeted at \$10,500, the same amount budgeted in 2018.

Utility notification consists of fees charged by the Utility Notification Center for Colorado (UNCC) to relay requests from property owners and contractors to locate District owned facilities. All utility owners are required by statute to be members of UNCC. No rate increases are anticipated during 2019, therefore the budget for water related utility notification costs will remain at \$3,000.

- Sanitary sewer related operating and maintenance costs are budgeted at \$76,000, the same as the 2018 budget. Emergency sewer maintenance includes system repairs and cleanup costs associated with sewer backups originating within District owned facilities. The amount budgeted for this line item is \$15,000. The amount budgeted in 2019 for sewer point repairs that are expected to be performed as a result of deficiencies observed during sewer television inspections is \$25,000.

Maintenance supply expenditures includes purchase of small tools, non-capitalized sewer cleaning and video inspection equipment, and water used to clean District sanitary sewer mains. This item is budgeted at \$15,000, the same amount budgeted in 2018.

As described above, the amount budgeted for sewer utility locations will remain the same at \$3,000 for 2019.

- Vehicle maintenance costs are budgeted at \$21,500 in 2018, the same amount budgeted in 2018.

Equipment maintenance includes scheduled maintenance and repairs to equipment such as valve operators, mobile pumping equipment, video inspection equipment, and sewer cleaning equipment. The 2019 budget for equipment maintenance is \$45,000, the same as budgeted in 2018.

The 2019 budget for fuel is \$25,000, the same as budgeted in 2018.

- Communications expenditures include payments for mobile communication service plans as well as for the answering service that provides back-up emergency call answering and notification services in the event of failure of the District's primary emergency communications system. Mobile communications include the mobile phones for all operations staff and selected administrative staff, iPads for all Board members, senior staff and selected consultants, and cellular based pressure monitoring equipment. Communication costs are budgeted at \$21,700 in 2019, the same as budgeted in 2018.
- The building office lease line item consists of Platte Canyon's share of operating, maintenance, repair, and remodeling expenses for the administrative office and garage facility located at 8739 W. Coal Mine Ave. Platte Canyon is contractually obligated to pay 30% of all building maintenance costs to Southwest Metropolitan Water and Sanitation District. Costs are billed monthly at a fixed rate and reconciled annually based on actual costs incurred. The actual costs for 2018, \$51,200, include costs for additional improvements and upgrades identified as part of office remodeling project that began in 2016. As the remodeling project is complete, the budget for 2019 of \$32,175, consists of Platte Canyon's share of routine annual operating, maintenance, and repair costs.

The Scott J. Morse Pump Station maintenance includes repairs and maintenance to the pump station building and property located at 7677 W. Ken Caryl Ave. Utility and operating costs for the pump station are budgeted within the Scott J. Morse Pump Station section of the Operating and Maintenance – Water category of the budget. During 2018, land was purchased from the Denver Water Department in order to expand the site area around the pump station. The 2019 budget for repair and maintenance to the pump station is \$2,400.

- Personnel costs budgeted at \$1,760,397 for 2019 represent 68.9 percent of total operating expenditures. The proposed budget for all personnel costs is 3.1 percent more than the 2018 budget of \$1,708,720.

The budget for regular wages for 2019 is \$1,228,590, \$43,590 or 3.7 percent more than the 2018 budget. Wages are based on an extensive survey of Colorado employers using data from Denver Water, Mountain States Employers Council and the Colorado Municipal League. The 2019 budget for overtime wages, \$21,530, equals the 2018 budget amount. The budget for

on-call wage premiums in 2019 is \$11,680, \$660 more than the 2018 budget.

Colorado County Officials and Employees Retirement Association provides administration of a 401k and a 457 retirement plan for District permanent employees. For the 401k plan, the District matches employee contributions ranging from 3% to 8% of wages. The 457 retirement plan is available for employees, but the District does not contribute nor match employee contributions to the plan. The amount budgeted for 2018 for District contributions to the 401k plan assumes all employees contributing at the maximum 8% contribution level. Currently, ten of the District's 14 eligible employees contribute 8% while the remaining employees contribute lesser amounts. The 2018 budget for District contributions to the CCOERA retirement plan is \$98,287, an increase of \$3,487 over the 2018 budgeted amount.

The District is covered by the Federal Contributions Retirement Act (Social Security) and thus contributes 6.2 % of employee wages to FICA. It is also covered by the Federal Medicare Program and thus contributes 1.45% of employee wages to the program. The amount budgeted for these two programs for 2019 is \$91,570.

The District pays 0.3% of gross wages to the state unemployment insurance fund. The 2019 budget has been increased to \$3,790 from \$3,650 budgeted in 2018.

The District purchases worker's compensation insurance from Pinnacol Assurance. Premiums are based on employee wages within various class codes and adjusted based on claim experience. The 2019 budget amount is \$22,000, \$1,400 more than the estimated actual 2018 expense.

The District provides a comprehensive health care benefit package to employees consisting of medical, dental, disability, vision and life insurance. The amount budgeted for these benefits in 2019 is \$282,950, \$410 more than \$282,540 budgeted in 2018.

- The budget for administrative expenses for 2019 is \$113,180, 13.3 percent less than \$130,470 budgeted in 2018.

Bank service charges consist of fees charged by Wells Fargo for various services provided by the bank. The 2019 budget of \$3,600 is based on historical expenses.

Books and magazines include professional and trade journals, technical publications and other employee training and educational materials. The budget for 2019 is \$6,900, \$500 the same as the 2018 budget amount.

Platte Canyon belongs to several trade and research related associations and organizations, primarily the American Water Works Association, Water Research Foundation, Water Environment Federation, National Association of Clean Water

Agencies, Special District Association, Employer Council Services, Inc., Colorado Water Congress, and Government Finance Officer's Association. The 2019 budget for membership dues is \$18,280, \$1,560 or 9.4 percent more than budgeted in 2018. The budget does not include membership in any new organizations.

The 2019 budget includes \$15,550 for newsletters and web site maintenance which reflects a \$17,950 decrease from the 2018 budgeted amount. The costs for the newsletters include printing, postage, and mailing for quarterly newsletters or postcards in 2019. The District budgeted \$20,200 in 2018 for the redesign of the District website in order modernize the user experience and provide for a more customizable customer outreach platform. The 2019 budget includes \$500 for the maintenance of the new website.

Office equipment maintenance includes repairs to, and maintenance of office copiers and printers and computer hardware. The amount budgeted in 2019 is \$7,000, \$1000 more than the amount budgeted in 2018.

Office furniture includes non-capital furniture expenditures and is budgeted at \$2,500 for 2018, \$2,500 less than the amount budgeted in 2018.

Office supplies include filing, printing and stationary type items. the same amount budgeted in 2018.

Legal notices, budgeted at \$250 in 2019, include annual special district compliance notices such as the budget notice and advertisements for construction project bids.

There is no district board member election or special election proposed for 2019 so the budget amount is \$0.

Professional development includes expenditures for employee and director attendance at trade and educational conferences, seminars, and training sessions. All operations staff are now required to obtain continuing education credits to maintain state certifications. In addition, employees are being encouraged to pursue training and education to support and enhance job performance and knowledge. It is proposed that senior level operations and administrative staff attend an annual conference of one of the national water and sewer organizations of which the District is a member and where there are demonstrated benefits to the District's operations and administration. The 2019 budget for professional development is \$25,000, the same amount budgeted in 2018.

- Professional and consulting related expenditures for 2019 are budgeted at \$179,000, an increase of \$43,450 over the 2018 budget.

Audit expenditures are budgeted at \$7,200, equal to the estimated amount for 2018.

General engineering services include expenditures for consulting services relating to engineering matters, plan review services, and surveying services that are non-capital project related. The District issues tasks orders for specific engineering projects identified throughout the year. The 2019 budget for general engineering is \$10,000, the same amount budgeted in 2018.

Engineering for mapping and geographical information related services are budgeted at \$37,000 in 2019, a \$2,000 increase from the amount budgeted in 2018. The budget includes funds for continued GIS updates and enhancements.

Software management and information technology support expenditures include technical consultation and assistance with software and computer hardware issues for both administrative and operations functions, including mobile applications. This line item also includes existing software license updates and upgrades. The amount budgeted for 2019, \$93,250, \$36,250 more than the amount budgeted in 2018. The increase is related to the planned upgrade to the maintenance database and GIS software systems during 2019.

The Rates and Fees Technical Advisory Committee (TAC) costs are budgeted at \$3,550, the same amount budgeted in 2018.

Other consulting costs are budgeted at \$3,000, the same amount budgeted in 2018.

- Insurance coverage for general liability, automobile, inland marine, property (Columbine West Pump Station), directors and officers liability, and basic commercial crime are obtained through the Colorado Special District Property and Liability Pool. In addition, supplemental commercial crime coverage is obtained from another source. The total amount budgeted for these premiums in 2019 was increased by \$1,000 to \$50,000 due to increased premiums projected for property coverage.
- Directors' fees are budgeted at \$6,000 which assumes 100 percent attendance for all regularly scheduled meetings.
- Treasurer's fees consist of payments made to the Jefferson and Arapahoe County Treasurers for collection and remittance of property taxes. The treasurers are allowed to retain 1.5% of property tax assessments as a processing charge.

## **CAPITAL EXPENSES**

- Capital expenditures for 2019 are budgeted at \$1,881,679, \$334,549 more than \$1,547,130, budgeted in 2018.
- Four capital water projects are budgeted for 2019 and involve the replacement of cast iron pipe with PVC pipe. Capital project CIP 19-1W proposes the replacement of 1,058 feet of 8-inch pipe in S. Jay Ct. between W. Bowles Ave. and W. Leawood Dr. in the Leawood Subdivision at an estimated cost of \$284,234. Project CIP 18-2W calls for the replacement of 732 feet of 6-inch pipe in S. Jay Ct. between W. Elmhurst Ave. and W. Monticello Ave. in the Columbine Hills Subdivision at an estimated cost of \$133,094. Project CIP 18-3W calls for the replacement of 1,255 feet of 8-inch pipe in W. Rowland Pl. between S. Depew St. and S. Sheridan Ct. in the Columbine Knolls Subdivision at an estimated cost of \$289,035. The final water capital project scheduled for 2019 calls for replacement of 2,319 feet of 8-inch pipe in W. Leawood Dr. between S. Pierce St. and W. Fair Dr. in the Leawood Subdivision at a cost of \$537,868. A detailed explanation these projects are included in the District's *Capital Master Plan for 2019-2028*.
- One sewer project is budgeted for 2019. Capital project CIP 19-1S replaces 293 feet of 16-inch polyethelene pipe with PVC pipe in S. Sheridan Blvd. at W. Fair Dr. in the Leawood Subdivision at an estimated cost of \$287,418. A detailed explanation of the project is included in the District's *Capital Master Plan for 2019-2028*.
- The 2019 budget includes \$25,000 for the annual contract for cured-in-place pipe (CIPP) sewer rehabilitation projects that will be scheduled on an as needed basis as determined by the District's television inspection program.
- The vehicle budget consists of the purchase of a ½ ton four wheel drive pickup at an estimated cost of \$36,000. Vehicle and equipment purchases are listed in the District's *Capital Master Plan for 2018-2027*.
- The expansion project related to the Scott J. Morse Pump Station is anticipated to be completed by the end of 2018. There are no Building Facility improvements budgeted for 2019.
- Maintenance related capital equipment is budgeted at \$25,500, \$12,490 less than 37,990 budgeted in 2018.

The 2019 maintenance capital equipment includes \$19,990 for mobile computer equipment, \$6,000 for a blade cutter, and \$6,500 for a trailer-mounted arrow board, \$5,000 for a wireless video view system, and \$8,000 for other small capital maintenance equipment purchases.

- Office related capital equipment is budgeted at \$7,500, \$2,100 less than budgeted in 2018.
- The 2019 capital expense budget includes an emergency reserve in the amount of \$100,365 as required by the TABOR Amendment.
- The 2019 capital expense budget includes a 10 percent contingency for all scheduled water and sewer capital projects in the amount of \$155,665.

### **PROPERTY TAXES**

- The general operations mill levy for Platte Canyon Water and Sanitation District in 2018 (tax year 2017) is proposed to remain the same as the levy certified in tax years 2005 through 2018; 7.104 mills.
- Assessed values increased slightly from \$229,251,707 in last year's reassessment to \$230,684,316 this year. Seventy-nine percent of the District assessed value is located in Jefferson County and twenty-one percent in Arapahoe County.
- Total property tax revenue projected for 2019 is \$1,650,919 an increase of \$19,053 from 2018 property tax revenue. Revenue from Jefferson County is expected to be \$1,304,875, and revenue from Arapahoe County is expected to be \$346,132.

### **LEASE - PURCHASE AGREEMENTS**

- As required by *C.R.S. 29-1-103(3)(d)*, the 2015 budget includes a schedule for lease-purchase agreements. Platte Canyon does not have any lease-purchase agreements requiring expenditure of funds in 2019.

### **PERSONNEL SUMMARY**

- The personnel summary, Exhibit B, compares the number of full time and seasonal employment positions authorized in 2018 to the positions proposed for 2019. No increase in the number of employees or personnel hours is proposed for 2019.

### **SUBDISTRICT NO. 1**

- The 2019 Budget includes a supplemental schedule for the Platte Canyon Water and Sanitation District Subdistrict No. 1, established by resolution of the Board of Directors of Platte Canyon Water and Sanitation District for the purpose of financing water distribution system improvements in the Columbine Townhouses III development.
- Revenue projected for the Subdistrict in 2019 is \$31,235; \$30,664 from property and specific ownership tax revenue and \$570 from investment income. A mill levy of 22.986 mills is proposed for assessment by Jefferson County to property owners within the boundaries of the Subdistrict. The mill levy has been reduced from 23.052 mills assessed in 2018 as a result of an increase in assessed values from \$1,237,435 in 2018 to \$1,240,946 in 2019. The mill levy assessed by the Subdistrict is in addition to the 7.104 mill levy assessed by Platte Canyon Water and Sanitation District.
- Total expenses for 2019 are budgeted at \$28,955.
- Expenditures budgeted in 2019 are limited to principal and interest loan payments to the Colorado Water Resources and Power Development Authority in the amount of \$28,525 and treasurer fees in the amount of \$430.

### **SUBDISTRICT NO. 2**

- The 2019 Budget includes a supplemental schedule for the Platte Canyon Water and Sanitation District Subdistrict No. 2, established by resolution of the Board of Directors of Platte Canyon Water and Sanitation District for the purpose of financing water distribution system improvements in the Columbine Townhouses IV development.
- Revenue projected for the Subdistrict in 2019 is \$31,732; \$31,266 from property and specific ownership tax revenue and \$465 from investment income. A mill levy of 21.719 mills is proposed for assessment by Jefferson County to property owners within the boundaries of the Subdistrict. The mill levy has been reduced from 22.439 mills assessed in 2018 as a result of an increase in assessed values from \$1,296,177 in 2018 to \$1,339,140 in 2019. The mill levy assessed by the Subdistrict is in addition to the 7.104 mill levy assessed by Platte Canyon Water and Sanitation District.
- Expenditures budgeted in 2019 are limited to principal and interest loan payments to the Colorado Water Resources and Power Development Authority in the amount of \$29,085, and treasurer fees in the amount of \$440.

## **TEN YEAR FINANCIAL PLAN**

- The Ten Year Financial Plan projects a reserve fund balance of \$9,471,113 at year end 2018. The fund balance is projected to decrease (including emergency reserve expenditures) to \$8,379,871 at year end 2019. Over the ten-year planning period, the reserve fund balance is projected to decrease to \$6,285,265. The Board reviews the fund balance every year to determine the adequacy of the reserves to fund District administrative, operations, maintenance, and capital project expenditures.
- The average yield on District investments is assumed to be 1.85 percent in 2019, 2.0% in 2020, and then increase by 0.25% per year thereafter to a maximum 3.0 percent. Investment revenue is projected to produce approximately 5.4 percent of total District revenue over the ten-year planning period.
- Income from intergovernmental operating agreements with Southwest Metropolitan, Bow Mar, Columbine, and Lochmoor Water and Sanitation Districts and Valley Sanitation District is expected to produce approximately 41.9 percent of all future District revenue. Intergovernmental agreement revenue is assumed to grow at a rate of 3.1 percent per year throughout the 10 year planning period.
- Property taxes will produce the largest amount of District revenues between 2019 and 2028 with a total of \$18,408,107, or 48.4 percent of total revenue.
- Operating expenses are projected to increase 3.1 percent per year between 2019 and 2028.
- Capital expenditures (Short-term and Long-term) are projected to be \$12,016,618 between 2019 and 2028, and operating expenses are projected to total \$29,156,271 or 71.2 percent of all District expenditures. A detailed report of capital expenses over the 10-year planning period is presented in the *Capital Improvement Plan for 2019-2028*.

**RESOLUTION 2018-11-1**

**A RESOLUTION TO ADOPT A BUDGET FOR  
PLATTE CANYON WATER AND SANITATION DISTRICT, JEFFERSON AND ARAPAHOE  
COUNTIES, COLORADO FOR THE CALENDAR YEAR BEGINNING  
JANUARY 1, 2019 AND ENDING DECEMBER 31, 2019.**

**WHEREAS**, the Board of Directors of Platte Canyon Water and Sanitation District has appointed Patrick Fitzgerald, District Manager, to prepare and submit a proposed budget to said governing body at the proper time, and;

**WHEREAS**, a proposed budget reflecting anticipated revenue and expenses for Platte Canyon Water and Sanitation District, Jefferson, and Arapahoe Counties, Colorado, for the calendar year beginning January 1, 2019, and ending December 31, 2019, was presented to the Board of Directors on or before October 15, 2018, for its consideration, and;


**WHEREAS**, notice of submittal of the proposed budget to the Board of Directors and notice of the date and time of a public hearing to consider adoption of the proposed budget has been published in newspapers of general circulation within Platte Canyon Water and Sanitation District; and further, the proposed budget has been available for inspection at the District's office located at 8739 W. Coal Mine Avenue, Littleton, Colorado, and interested electors of the District have been given the opportunity to file or register objections to the proposed budget, and;

**WHEREAS**, a copy of the proposed budget for Platte Canyon Water and Sanitation District for calendar year 2019 is attached hereto and made a part hereof, and;


**WHEREAS**, said budget lists all proposed expenditures for administration, operations, maintenance, and capital projects and expenditures, all anticipated revenues, estimated or actual beginning and ending fund balances, and a budget message describing the important features of the proposed budget;

**NOW THEREFORE BE IT RESOLVED BY THE BOARD OF DIRECTORS OF PLATTE CANYON WATER AND SANITATION DISTRICT** that the budget as submitted, amended, and affixed hereto is hereby approved and adopted as the official budget of the Platte Canyon Water and Sanitation District for the calendar year beginning January 1, 2019, and ending December 31, 2019.

**ADOPTED BY THE BOARD OF DIRECTORS OF PLATTE CANYON WATER AND  
SANITATION DISTRICT THIS 29th DAY OF NOVEMBER, 2018.**

  
\_\_\_\_\_  
Richard Rock, President

**ATTEST:**

  
\_\_\_\_\_  
William Buckner, Secretary

**RESOLUTION 2018-11-2**

**A RESOLUTION TO APPROPRIATE SUMS OF MONEY  
IN THE AMOUNTS AND FOR THE PURPOSES  
AS SET FORTH BELOW FOR THE  
PLATTE CANYON WATER AND SANITATION DISTRICT  
FOR THE 2019 BUDGET YEAR**

**WHEREAS**, the Board of Directors of Platte Canyon Water and Sanitation District has approved and adopted the annual budget for said District for the budget year 2019 and;

**WHEREAS**, the Board of Directors has made provision therein for revenues in an amount equal to or greater than the total proposed expenditures as set forth in said budget, and;


**WHEREAS**, it is not only required by law, but also necessary to appropriate the revenues provided in the budget to and for the purposes described below for the operations and expenditures of the Platte Canyon Water and Sanitation District,

**NOW THEREFORE BE IT RESOLVED BY THE BOARD OF DIRECTORS OF PLATTE CANYON WATER AND SANITATION DISTRICT, JEFFERSON, AND ARAPAHOE COUNTIES, COLORADO** that the sum of FOUR MILLION FOUR HUNDRED THIRTY-SIX THOUSAND SEVEN HUNDRED THIRTY-ONE AND NO/100 DOLLARS (\$4,436,731) is hereby appropriated for expenditure during calendar year 2019:

**ADOPTED BY THE BOARD OF DIRECTORS OF PLATTE CANYON WATER AND SANITATION DISTRICT THIS 29<sup>TH</sup> DAY OF NOVEMBER, 2018.**

  
Richard Rock, President

**ATTEST:**

  
William Buckner, Secretary

## RESOLUTION 2018-11-3

### **A RESOLUTION LEVYING GENERAL PROPERTY TAXES FOR TAX YEAR 2018 TO HELP DEFRAY THE COSTS OF GOVERNMENT FOR THE PLATTE CANYON WATER AND SANITATION DISTRICT FOR THE 2019 BUDGET YEAR**

**WHEREAS**, the Board of Directors of Platte Canyon Water and Sanitation District has approved and adopted the annual budget for 2019 in accordance with the Colorado Local Government Budget Law, and;

**WHEREAS**, the approved budget for 2019 contemplates funding a portion of anticipated expenses with certification of a property tax mill levy to be assessed upon all taxable property within Platte Canyon Water and Sanitation District, and;


**WHEREAS**, the amount of money necessary to balance the budget for general operating purposes from property tax revenue is ONE MILLION SIX HUNDRED FIFTY THOUSAND NINE HUNDRED NINETEEN AND NO/100 DOLLARS (\$1,650,919), and;

**WHEREAS**, the tax year 2018 valuation for assessment for the Platte Canyon Water and Sanitation District as certified by the County Assessors of Arapahoe and Jefferson Counties is \$30,684,316,


**NOW THEREFORE BE IT RESOLVED BY THE BOARD OF DIRECTORS OF PLATTE CANYON WATER AND SANITATION DISTRICT, JEFFERSON AND ARAPAHOE COUNTIES, COLORADO** that for the purpose of meeting all general operating expenses of the Platte Canyon Water and Sanitation District during the 2019 budget year there is hereby levied a tax of 7.157 mills upon each dollar of total valuation for assessment for tax year 2018, said 7.157 mill levy being certified for assessment as follows:

General Operating Expenses	7.104 mills
Recovery of Refunds and Abatements	0.053 mills
Total Mill Levy Certified for Assessment Upon All Taxable Property Within Platte Canyon Water and Sanitation District	<b>7.157 mills</b>

**ADOPTED BY THE BOARD OF DIRECTORS OF PLATTE CANYON WATER AND  
SANITATION DISTRICT THIS 29th DAY OF NOVEMBER, 2018.**

  
\_\_\_\_\_  
Richard Rock, President

**ATTEST:**

  
\_\_\_\_\_  
William Buckner, Secretary

**RESOLUTION 2018-11-SD1-1**

**A RESOLUTION TO ADOPT A BUDGET FOR PLATTE CANYON WATER AND  
SANITATION DISTRICT SUBDISTRICT NO. 1  
JEFFERSON COUNTY, COLORADO  
FOR THE CALENDAR YEAR BEGINNING ON  
JANUARY 1, 2019, AND ENDING ON DECEMBER 31, 2019.**

**WHEREAS**, the Board of Directors of Platte Canyon Water and Sanitation District Subdistrict No. 1 has appointed Patrick Fitzgerald, District manager, to prepare and submit a proposed budget to said governing body at the proper time, and;

**WHEREAS**, a proposed budget reflecting anticipated revenue and expenses for Platte Canyon Water and Sanitation District Subdistrict No. 1, Jefferson County, Colorado, for the calendar year beginning January 1, 2019, and ending December 31, 2019, was presented to the Board of Directors on or before October 15, 2018 for its consideration, and;


**WHEREAS**, notice of submittal of the proposed budget to the Board of Directors and notice of the date and time of a public hearing to consider adoption of the proposed budget has been published in newspapers of general circulation within Platte Canyon Water and Sanitation District Subdistrict No. 1; and further, the proposed budget has been available for inspection at the District's office located at 8739 W. Coal Mine Avenue, Littleton, Colorado, and interested electors of the Subdistrict have been given the opportunity to file or register objections to the proposed budget, and;

**WHEREAS**, a copy of the proposed budget for Platte Canyon Water and Sanitation District Subdistrict No. 1 for calendar year 2019 is attached hereto and made a part hereof, and;


**WHEREAS**, said budget lists all proposed expenditures for administration, operations, maintenance, and capital projects and expenditures, all anticipated revenues, estimated or actual beginning and ending fund balances, and a budget message describing the important features of the proposed budget;

**NOW THEREFORE BE IT RESOLVED BY THE BOARD OF DIRECTORS OF PLATTE CANYON WATER AND SANITATION DISTRICT SUBDISTRICT NO. 1** that the budget as submitted, amended, and affixed hereto is hereby approved and adopted as the official budget of the Platte Canyon Water and Sanitation District Subdistrict No. 1 for the calendar year beginning January 1, 2019, and ending December 31, 2019.

**ADOPTED BY THE BOARD OF DIRECTORS OF PLATTE CANYON WATER AND  
SANITATION DISTRICT SUBDISTRICT NO. 1 THIS 29th DAY OF NOVEMBER, 2018.**

  
\_\_\_\_\_  
Richard Rock, President

**ATTEST:**

  
\_\_\_\_\_  
William Buckner, Secretary

**RESOLUTION 2018-11-SD1-2**

**A RESOLUTION TO APPROPRIATE SUMS OF MONEY  
IN THE AMOUNTS AND FOR THE PURPOSES  
AS SET FORTH BELOW FOR THE  
PLATTE CANYON WATER AND SANITATION DISTRICT SUBDISTRICT NO. 1  
FOR THE 2019 BUDGET YEAR**

**WHEREAS**, the Board of Directors of Platte Canyon Water and Sanitation District Subdistrict No. 1 has approved and adopted the annual budget for said Subdistrict No. 1 for the budget year 2019 and;

**WHEREAS**, the Board of Directors has made provision therein for revenues in an amount equal to or greater than the total proposed expenditures as set forth in said budget, and;


**WHEREAS**, it is not only required by law, but also necessary to appropriate the revenues provided in the budget to and for the purposes described below for the operations and expenditures of the Platte Canyon Water and Sanitation District Subdistrict No. 1,

**NOW THEREFORE BE IT RESOLVED BY THE BOARD OF DIRECTORS OF PLATTE CANYON WATER AND SANITATION DISTRICT SUBDISTRICT NO. 1, JEFFERSON COUNTY, COLORADO** that the sum of TWENTY-EIGHT THOUSAND NINE HUNDRED FIFTY-FIVE AND NO/100 DOLLARS (\$28,955) is hereby appropriated for expenditure during calendar year 2019.

**ADOPTED BY THE BOARD OF DIRECTORS OF PLATTE CANYON WATER AND SANITATION DISTRICT SUBDISTRICT NO. 1 THIS 29th DAY OF NOVEMBER, 2018.**

  
Richard Rock, President

**ATTEST:**

  
William Buckner, Secretary

**RESOLUTION 2018-11-SD1-3**

**A RESOLUTION LEVYING GENERAL PROPERTY  
TAXES FOR TAX YEAR 2018 TO HELP DEFRAY  
THE COSTS OF GOVERNMENT FOR THE  
PLATTE CANYON WATER AND SANITATION DISTRICT SUBDISTRICT NO. 1  
JEFFERSON COUNTY, COLORADO  
FOR THE 2019 BUDGET YEAR**

**WHEREAS**, the Board of Directors of Platte Canyon Water and Sanitation District Subdistrict No. 1 has approved and adopted the annual budget for 2019 in accordance with the Colorado Local Government Budget Law, and;

**WHEREAS**, the approved budget for 2019 contemplates funding a portion of anticipated expenses with certification of a property tax mill levy to be assessed upon all taxable property within Platte Canyon Water and Sanitation District Subdistrict No. 1, and;

**WHEREAS**, the amount of money necessary to balance the budget for general operating purposes from property tax revenue is ZERO AND NO/100 DOLLARS (\$0.00), and;

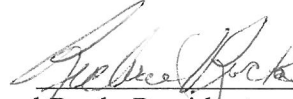
**WHEREAS**, the amount of money necessary to balance the budget for voter-approved general obligation debt is TWENTY-EIGHT THOUSAND FIVE HUNDRED TWENTY-FIVE AND NO/100 DOLLARS (\$28,525.00), and;

**WHEREAS**, the tax year 2018 valuation for assessment for the Platte Canyon Water and Sanitation District Subdistrict No. 1 as certified by the County Assessor of Jefferson County, Colorado is \$1,240,946.

**NOW THEREFORE BE IT RESOLVED BY THE BOARD OF DIRECTORS OF PLATTE CANYON WATER AND SANITATION DISTRICT SUBDISTRICT NO. 1, JEFFERSON COUNTY, COLORADO** that for the purpose of meeting all expenses of the Platte Canyon Water and Sanitation District Subdistrict No. 1 during the 2019 budget year there is hereby levied a tax of 22.986 mills upon each dollar of total valuation for assessment for tax year 2018, said 22.986 mill levy being certified for assessment as follows:

General Operating Expenses	0.000 mills
General Obligation Debt Expenses	22.986 mills
Recovery of Refunds and Abatements	0.000 mills
Total Mill Levy Certified for Assessment Upon All Taxable Property Within Platte Canyon Water and Sanitation District Subdistrict No. 1	22.986 mills

**ADOPTED BY THE BOARD OF DIRECTORS OF PLATTE CANYON WATER AND  
SANITATION DISTRICT SUBDISTRICT NO. 1 THIS 29th DAY OF NOVEMBER, 2018.**



Richard Rock, President

**ATTEST:**



William Buckner, Secretary

**RESOLUTION 2018-11-SD2-1**

**A RESOLUTION TO ADOPT A BUDGET FOR PLATTE CANYON WATER AND  
SANITATION DISTRICT SUBDISTRICT NO. 2  
JEFFERSON COUNTY, COLORADO  
FOR THE CALENDAR YEAR BEGINNING ON  
JANUARY 1, 2019, AND ENDING ON DECEMBER 31, 2019**

**WHEREAS**, the Board of Directors of Platte Canyon Water and Sanitation District Subdistrict No. 2 has appointed Patrick Fitzgerald, District manager, to prepare and submit a proposed budget to said governing body at the proper time, and;

**WHEREAS**, a proposed budget reflecting anticipated revenue and expenses for Platte Canyon Water and Sanitation District Subdistrict No. 2, Jefferson County, Colorado, for the calendar year beginning January 1, 2019, and ending December 31, 2019, was presented to the Board of Directors on or before October 15, 2018 for its consideration, and;


**WHEREAS**, notice of submittal of the proposed budget to the Board of Directors and notice of the date and time of a public hearing to consider adoption of the proposed budget has been published in newspapers of general circulation within Platte Canyon Water and Sanitation District Subdistrict No. 2; and further, the proposed budget has been available for inspection at the District's office located at 8739 W. Coal Mine Avenue, Littleton, Colorado, and interested electors of the Subdistrict have been given the opportunity to file or register objections to the proposed budget, and;

**WHEREAS**, a copy of the proposed budget for Platte Canyon Water and Sanitation District Subdistrict No. 2 for calendar year 2019 is attached hereto and made a part hereof, and;


**WHEREAS**, said budget lists all proposed expenditures for administration, operations, maintenance, and capital projects and expenditures, all anticipated revenues, estimated or actual beginning and ending fund balances, and a budget message describing the important features of the proposed budget;

**NOW THEREFORE BE IT RESOLVED BY THE BOARD OF DIRECTORS OF PLATTE CANYON WATER AND SANITATION DISTRICT SUBDISTRICT NO. 2** that the budget as submitted, amended, and affixed hereto is hereby approved and adopted as the official budget of the Platte Canyon Water and Sanitation District Subdistrict No. 2 for the calendar year beginning January 1, 2019, and ending December 31, 2019.

**ADOPTED BY THE BOARD OF DIRECTORS OF PLATTE CANYON WATER AND  
SANITATION DISTRICT SUBDISTRICT NO. 2 THIS 29<sup>th</sup> DAY OF NOVEMBER, 2018.**

  
\_\_\_\_\_  
Richard Rock, President

**ATTEST:**

  
\_\_\_\_\_  
William Buckner, Secretary

**RESOLUTION 2018-11-SD2-2**

**A RESOLUTION TO APPROPRIATE SUMS OF MONEY  
IN THE AMOUNTS AND FOR THE PURPOSES  
AS SET FORTH BELOW FOR THE  
PLATTE CANYON WATER AND SANITATION DISTRICT SUBDISTRICT NO. 2  
FOR THE 2019 BUDGET YEAR**


**WHEREAS**, the Board of Directors of Platte Canyon Water and Sanitation District Subdistrict No. 2 has approved and adopted the annual budget for said Subdistrict No. 2 for the budget year 2019 and;

**WHEREAS**, the Board of Directors has made provision therein for revenues in an amount equal to or greater than the total proposed expenditures as set forth in said budget, and;


**WHEREAS**, it is not only required by law, but also necessary to appropriate the revenues provided in the budget to and for the purposes described below for the operations and expenditures of the Platte Canyon Water and Sanitation District Subdistrict No. 2,

**NOW THEREFORE BE IT RESOLVED BY THE BOARD OF DIRECTORS OF PLATTE CANYON WATER AND SANITATION DISTRICT SUBDISTRICT NO. 2, JEFFERSON COUNTY, COLORADO** that the sum of TWENTY-NINE THOUSAND FIVE HUNDRED TWENTY-FIVE AND NO/100 DOLLARS (\$29,525.00) is hereby appropriated for expenditure during calendar year 2019:

**ADOPTED BY THE BOARD OF DIRECTORS OF PLATTE CANYON WATER AND SANITATION DISTRICT SUBDISTRICT NO. 2 THIS 29th DAY OF NOVEMBER, 2018.**

  
Richard Rock, President

**ATTEST:**

  
William Buckner, Secretary

**RESOLUTION 2018-11-SD2-3**

**A RESOLUTION LEVYING GENERAL PROPERTY  
TAXES FOR TAX YEAR 2018 TO HELP DEFRAY  
THE COSTS OF GOVERNMENT FOR THE  
PLATTE CANYON WATER AND SANITATION DISTRICT SUBDISTRICT NO. 2  
JEFFERSON COUNTY, COLORADO  
FOR THE 2019 BUDGET YEAR**

**WHEREAS**, the Board of Directors of Platte Canyon Water and Sanitation District Subdistrict No. 2 has approved and adopted the annual budget for 2019 in accordance with the Colorado Local Government Budget Law, and;

**WHEREAS**, the approved budget for 2019 contemplates funding a portion of anticipated expenses with certification of a property tax mill levy to be assessed upon all taxable property within Platte Canyon Water and Sanitation District Subdistrict No. 2, and;

**WHEREAS**, the amount of money necessary to balance the budget for general operating purposes from property tax revenue is ZERO AND NO/100 DOLLARS (\$0.00), and;


**WHEREAS**, the amount of money necessary to balance the budget for voter-approved general obligation debt is TWENTY-NINE THOUSAND EIGHTY-FIVE AND NO/100 DOLLARS (\$29,085.00), and;

**WHEREAS**, the tax year 2018 valuation for assessment for the Platte Canyon Water and Sanitation District Subdistrict No. 2 as certified by the County Assessor of Jefferson County, Colorado is \$1,339,140,


**NOW THEREFORE BE IT RESOLVED BY THE BOARD OF DIRECTORS OF PLATTE CANYON WATER AND SANITATION DISTRICT SUBDISTRICT NO. 2, JEFFERSON COUNTY, COLORADO** that for the purpose of meeting all expenses of the Platte Canyon Water and Sanitation District Subdistrict No. 2 during the 2019 budget year there is hereby levied a tax of 21.719 mills upon each dollar of total valuation for assessment for tax year 2018, said 21.719 mill levy being certified for assessment as follows:

General Operating Expenses	0.000 mills
General Obligation Debt Expenses	21.719 mills
Recovery of Refunds and Abatements	0.000 mills
Total Mill Levy Certified for Assessment Upon All Taxable Property Within Platte Canyon Water and Sanitation District Subdistrict No. 2	21.719 mills

**ADOPTED BY THE BOARD OF DIRECTORS OF PLATTE CANYON WATER AND  
SANITATION DISTRICT SUBDISTRICT NO. 2 THIS 29th DAY OF NOVEMBER, 2018.**

  
\_\_\_\_\_  
Richard Rock, President

**ATTEST:**

  
\_\_\_\_\_  
William Buckner, Secretary

# PLATTE CANYON WATER AND SANITATION DISTRICT

## 2019 BUDGET

### REVENUE

	ACTUAL 2016	ACTUAL 2017	BUDGET 2018	ESTIMATED 2018	BUDGET 2019	CHANGE FROM 2018 BUDGET
<b>BEGINNING FUNDS AVAILABLE</b>	<b>10,491,671</b>	<b>10,197,626</b>	<b>9,790,442</b>	<b>9,773,844</b>	<b>9,471,113</b>	
<b>SYSTEM DEVELOPMENT FEES</b>						
Water Tap Fees	0	2,900	0	0	0	0
Sewer Tap Fees	2,000	9,000	4,000	5,000	4,000	0
Annexation Fees	0	0	0	0	0	0
<b>SUB-TOTAL</b>	<b>2,000</b>	<b>11,900</b>	<b>4,000</b>	<b>5,000</b>	<b>4,000</b>	<b>0</b>
<b>SERVICE CHARGES</b>						
Bow Mar service	2,580	2,580	2,580	2,580	2,580	0
Hydrant use	750	2,300	1,500	450	1,500	0
Plan review/inspection fees	0	2,121	0	0	0	0
<b>SUB-TOTAL</b>	<b>3,330</b>	<b>7,001</b>	<b>4,080</b>	<b>3,030</b>	<b>4,080</b>	<b>0</b>
<b>CONTRACT MAINTENANCE</b>						
Southwest Metropolitan	978,552	1,045,475	1,055,630	985,000	1,108,410	52,780
Bow Mar	138,588	74,381	76,080	67,700	57,680	-18,400
Columbine	83,618	81,917	54,840	73,900	50,340	-4,500
Lochmoor	3,732	6,563	1,640	2,615	6,970	5,330
Valley	111,013	155,323	159,920	155,740	155,960	-3,960
<b>SUB-TOTAL</b>	<b>1,315,503</b>	<b>1,363,659</b>	<b>1,348,110</b>	<b>1,284,955</b>	<b>1,379,360</b>	<b>31,250</b>

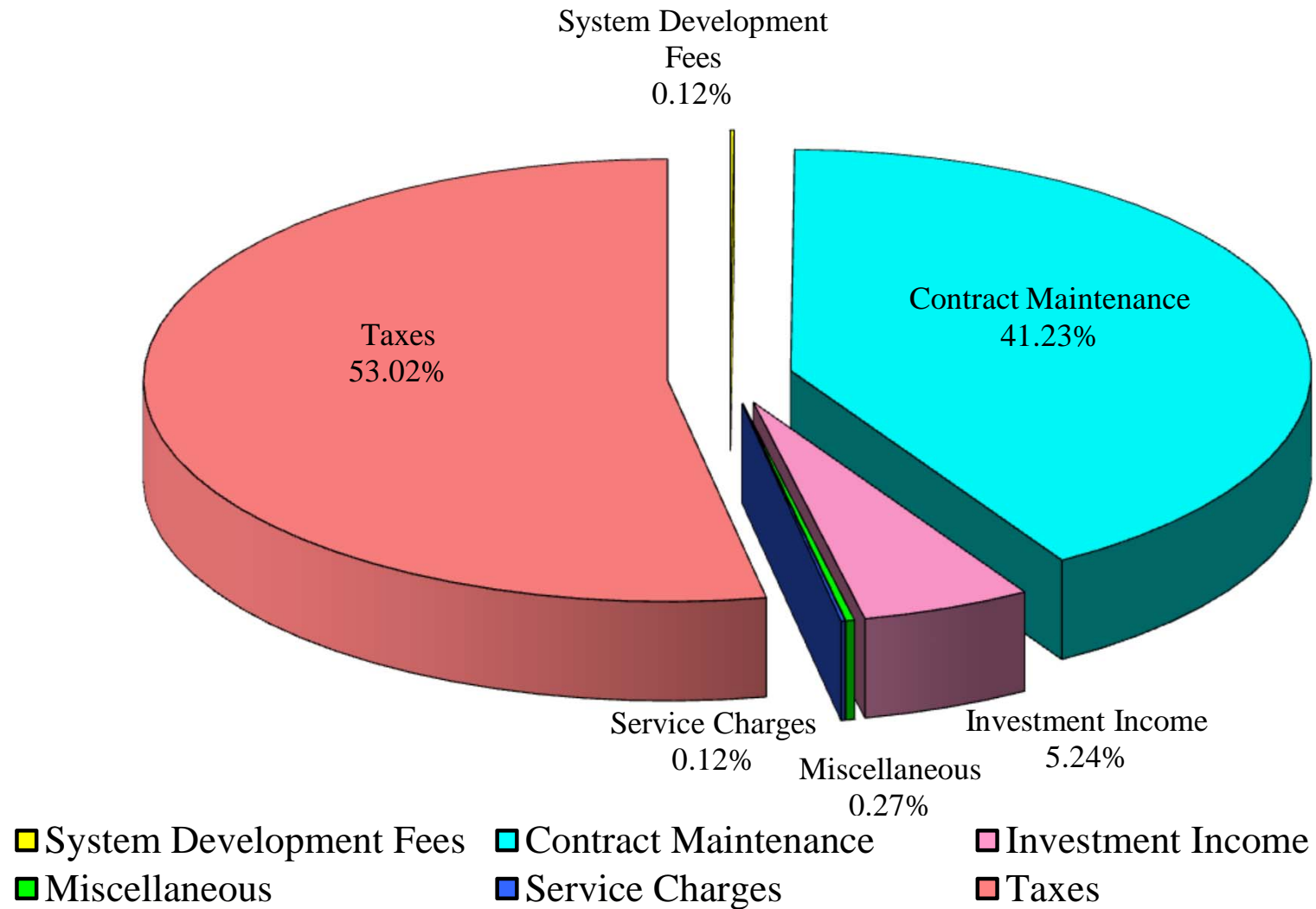
# PLATTE CANYON WATER AND SANITATION DISTRICT

## 2019 BUDGET

### REVENUE

	ACTUAL 2016	ACTUAL 2017	BUDGET 2018	ESTIMATED 2018	BUDGET 2019	CHANGE FROM 2018 BUDGET
<b>INVESTMENT INCOME</b>						
Net Investment income	58,315	118,270	132,171	159,860	175,220	43,049
<b>SUB-TOTAL</b>	<b>58,315</b>	<b>118,270</b>	<b>132,171</b>	<b>159,860</b>	<b>175,220</b>	<b>43,049</b>
<b>TAXES</b>						
Property - Operations	1,484,559	1,483,781	1,631,866	1,628,604	1,638,781	6,915
Property - Abatements	0	0	0	0	12,138	12,138
Specific Ownership	118,261	140,833	122,390	141,701	122,909	519
<b>SUB-TOTAL</b>	<b>1,602,820</b>	<b>1,624,614</b>	<b>1,754,256</b>	<b>1,770,305</b>	<b>1,773,828</b>	<b>19,572</b>
<b>MISCELLANEOUS</b>						
Proceeds from asset disposal	26,955	0	0	0	9,000	9,000
Other	725	19,868	0	9,200	0	0
<b>SUB-TOTAL</b>	<b>27,680</b>	<b>19,868</b>	<b>0</b>	<b>9,200</b>	<b>9,000</b>	<b>9,000</b>
<b>TOTAL REVENUE</b>	<b>3,009,648</b>	<b>3,145,312</b>	<b>3,242,617</b>	<b>3,232,350</b>	<b>3,345,488</b>	<b>102,871</b>

# 2019 Revenue



# PLATTE CANYON WATER AND SANITATION DISTRICT

## 2019 BUDGET

### EXPENDITURES

	ACTUAL 2016	ACTUAL 2017	BUDGET 2018	ESTIMATED 2018	BUDGET 2019	CHANGE FROM 2018 BUDGET
<b>OPERATING EXPENDITURES</b>						
<b>OPERATIONS &amp; MAINTENANCE</b>						
<b>WATER</b>						
General O & M	9,328	11,820	13,000	15,550	16,000	3,000
Contract Maintenance						
Emergency	50,341	87,823	55,000	150,000	100,000	45,000
Remedial	71,634	52,687	66,000	33,410	51,000	(15,000)
Scott J. Morse Pump Station						
General	0	0	1,000	0	1,000	0
Telemetry	1,453	4,173	3,240	4,010	3,240	0
Utilities	14,559	12,472	12,810	12,725	13,200	390
Maintenance Supplies	7,562	18,003	10,500	5,462	10,500	0
Utility Notification	2,356	2,294	3,000	2,375	3,000	0
<b>SUB-TOTAL</b>	<b>157,233</b>	<b>189,272</b>	<b>164,550</b>	<b>223,532</b>	<b>197,940</b>	<b>33,390</b>
<b>SEWER</b>						
General O & M	9,206	17,437	18,000	8,000	18,000	0
Contract Maintenance						
Emergency	0	0	15,000	0	15,000	0
Remedial	14,774	0	25,000	0	25,000	0
Maintenance Supplies	9,552	17,441	15,000	11,582	15,000	0
Utility Notification	2,356	2,294	3,000	2,375	3,000	0
<b>SUB-TOTAL</b>	<b>35,888</b>	<b>37,172</b>	<b>76,000</b>	<b>21,957</b>	<b>76,000</b>	<b>0</b>

# PLATTE CANYON WATER AND SANITATION DISTRICT

## 2019 BUDGET

### EXPENDITURES

	ACTUAL 2016	ACTUAL 2017	BUDGET 2018	ESTIMATED 2018	BUDGET 2019	CHANGE FROM 2018 BUDGET
<b>OPERATING EXPENDITURES (cont.)</b>						
<b>VEHICLES &amp; EQUIPMENT</b>						
Vehicle maintenance	16,080	19,417	21,500	18,890	21,500	0
Equipment maintenance	34,362	38,616	45,000	40,170	45,000	0
Fuel	17,625	20,440	25,000	22,445	25,000	0
<b>SUB-TOTAL</b>	<b>68,067</b>	<b>78,473</b>	<b>91,500</b>	<b>81,505</b>	<b>91,500</b>	<b>0</b>
<b>COMMUNICATIONS</b>						
Answering service	1,089	1,114	1,200	1,180	1,200	0
Mobile phones	20,094	19,896	20,500	19,350	20,500	0
<b>SUB-TOTAL</b>	<b>21,183</b>	<b>21,010</b>	<b>21,700</b>	<b>20,530</b>	<b>21,700</b>	<b>0</b>
<b>BUILDING MAINTENANCE</b>						
Office Lease	47,453	79,453	43,920	51,200	32,175	(11,745)
Scott J. Morse Pump Station Maintenance	0	471	2,400	0	2,400	0
<b>SUB-TOTAL</b>	<b>47,453</b>	<b>79,924</b>	<b>46,320</b>	<b>51,200</b>	<b>34,575</b>	<b>(11,745)</b>
<b>PERSONNEL</b>						
Wages - Regular	1,088,597	1,143,177	1,185,000	1,170,084	1,228,590	43,590
Wages - Overtime	14,341	15,879	21,530	17,100	21,530	0
Wages - Premiums	10,389	10,715	11,020	11,125	11,680	660
CCOERA - (retirement)	74,668	80,666	94,800	78,704	98,287	3,487
Social security/Medicare	77,156	81,925	88,180	86,525	91,570	3,390
Unemployment insurance	3,258	3,459	3,650	3,590	3,790	140
Workman's comp. insurance	15,856	22,246	22,000	20,600	22,000	0
Medical insurance	211,588	200,811	239,530	231,100	245,075	5,545
Life insurance	5,100	5,717	6,190	1,910	2,005	(4,185)
Disability insurance	10,974	12,230	13,090	12,875	11,570	(1,520)
Dental insurance	19,778	18,676	19,420	19,428	20,220	800
Vision insurance	4,297	4,121	4,310	4,080	4,080	(230)
<b>SUB-TOTAL</b>	<b>1,536,002</b>	<b>1,599,622</b>	<b>1,708,720</b>	<b>1,657,121</b>	<b>1,760,397</b>	<b>51,677</b>

# PLATTE CANYON WATER AND SANITATION DISTRICT

## 2019 BUDGET

### EXPENDITURES

	ACTUAL 2016	ACTUAL 2017	BUDGET 2018	ESTIMATED 2018	BUDGET 2019	CHANGE FROM 2018 BUDGET
<b>OPERATING EXPENDITURES (cont.)</b>						
<b>ADMINISTRATIVE</b>						
Bank service charges	3,539	3,193	3,600	3,120	3,600	0
Books & Magazines	6,674	5,871	6,900	5,190	6,900	0
Dues						
American Water Works Assoc.	1,490	2,979	2,600	2,581	2,600	0
Employer Council Services, Inc.	2,389	2,632	2,760	2,855	3,130	370
Special District Assoc.	1,238	1,238	1,250	1,238	1,250	0
Colorado Water Congress	1,389	1,419	1,400	1,400	1,500	100
NACWA	1,710	1,710	1,710	1,710	1,800	90
Other	6,589	9,369	7,000	7,925	8,000	1,000
Public Relations						
Newsletter						
Layout & Printing	4,905	6,077	6,200	7,169	6,420	220
Postage	7,215	7,161	7,100	6,255	8,630	1,530
Web Site & Other	457	440	20,200	21,740	500	(19,700)
Office Equipment Maintenance.	4,263	6,902	6,000	6,975	7,000	1,000
Office Furniture	0	43,379	5,000	3,530	2,500	(2,500)
Office supplies	21,529	20,820	22,500	16,500	26,100	3,600
Postage	2,743	1,955	2,000	1,390	1,500	(500)
Printing - Legal Notice	97	309	250	325	250	0
Election	131	0	2,500	75	0	(2,500)
Professional Development	23,455	20,633	25,000	20,500	25,000	0
Other	4,873	7,676	6,500	6,465	6,500	0
<b>SUB-TOTAL</b>	<b>94,686</b>	<b>143,763</b>	<b>130,470</b>	<b>116,943</b>	<b>113,180</b>	<b>(17,290)</b>

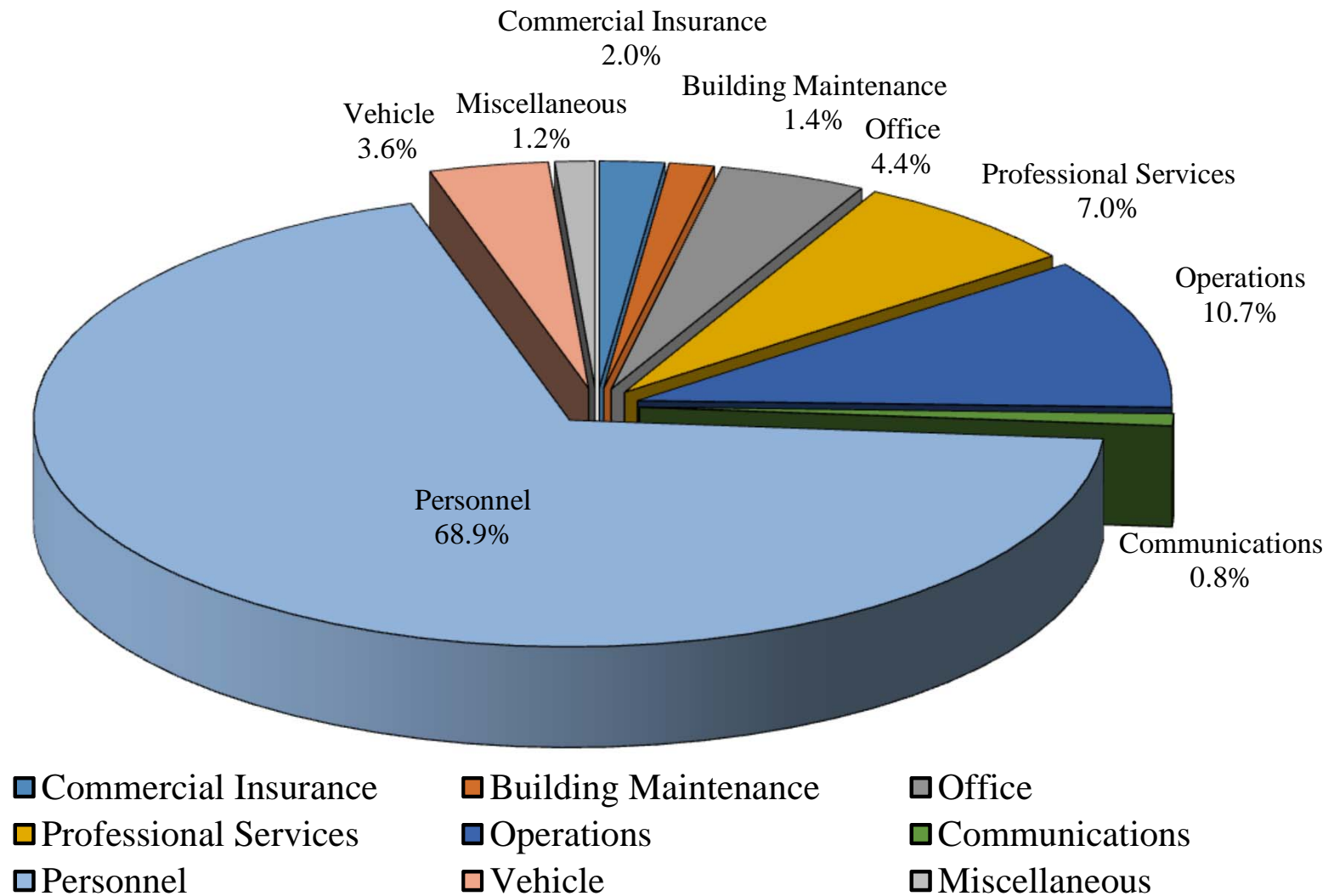
# PLATTE CANYON WATER AND SANITATION DISTRICT

## 2019 BUDGET

### EXPENDITURES

	ACTUAL 2016	ACTUAL 2017	BUDGET 2018	ESTIMATED 2018	BUDGET 2019	CHANGE FROM 2018 BUDGET
<b>OPERATING EXPENDITURES (cont.)</b>						
<b>PROFESSIONAL &amp; CONSULTING FEES</b>						
Audit	6,800	7,000	7,000	7,200	7,200	200
Engineering - General	0	0	10,000	0	10,000	0
Engineering - GIS	28,544	24,158	20,000	26,000	25,000	5,000
Legal - General	30,370	41,757	35,000	37,590	37,000	2,000
Software Management / Tech. Support	50,294	49,259	57,000	54,840	93,250	36,250
Technical Advisory Committee (TAC)	5,860	3,516	3,550	0	3,550	0
Other	780	10,500	3,000	0	3,000	0
<b>SUB-TOTAL</b>	<b>122,648</b>	<b>136,190</b>	<b>135,550</b>	<b>125,630</b>	<b>179,000</b>	<b>43,450</b>
<b>INSURANCE</b>						
General Liability	17,941	17,510	18,900	17,990	18,900	0
Automobile	12,837	12,406	16,500	12,715	16,500	0
Inland marine	940	977	1,000	945	1,000	0
Property	1,565	1,604	2,000	2,200	3,000	1,000
Directors & Officers Liability	4,580	4,400	4,600	4,580	4,600	0
Commercial Crime	5,892	5,920	6,000	5,895	6,000	0
<b>SUB-TOTAL</b>	<b>43,755</b>	<b>42,817</b>	<b>49,000</b>	<b>44,325</b>	<b>50,000</b>	<b>1,000</b>
<b>MISCELLANEOUS</b>						
Directors fees	5,600	5,800	6,000	6,000	6,000	0
Treasurers fees	22,293	22,275	24,480	24,430	24,760	280
Other	227	65	0	0	0	0
<b>SUB-TOTAL</b>	<b>28,120</b>	<b>28,140</b>	<b>30,480</b>	<b>30,430</b>	<b>30,760</b>	<b>280</b>
<b>SUB-TOTAL GENERAL EXPENDITURES</b>	<b>2,155,035</b>	<b>2,356,383</b>	<b>2,454,290</b>	<b>2,373,173</b>	<b>2,555,052</b>	<b>100,762</b>

# 2019 Operating Expenses



# PLATTE CANYON WATER AND SANITATION DISTRICT

## 2019 BUDGET

### EXPENDITURES

	ACTUAL 2016	ACTUAL 2017	BUDGET 2018	ESTIMATED 2018	BUDGET 2019	CHANGE FROM 2018 BUDGET
<b>CAPITAL EXPENDITURES</b>						
<b>WATER FACILITIES</b>						
Scott J. Morse Pump Rehab. (CIP 16-1W)	856,648	360,246				
West Portland Dr. Replacement (CIP 16-2W)	29,420					
W. Canyon Dr. Replacement (CIP 17-1W)		159,173				
S. Morning Glory Ln. Replacement (CIP 17-2W)		213,537				
W. Frost Dr. Replacement (CIP 17-3W)		32,210				
S. Sheridan Blvd. Replacement (CIP 18-1W)		14,248	228,546	199,005		
S. Sheridan Blvd. Replacement (CIP 18-2W) ~ Developer			193,068	0		
W. Geddes Cir. Replacement (CIP 18-3W)		2,470	253,552	282,732		
S Jay Ct. Replacement (CIP 19-1W)					284,234	
S Jay Dr. Replacement (CIP 19-2W)					133,094	
W Rowland Ave. Replacement (CIP 19-3W)					289,035	
W. Leawood Dr. Replacement (CIP 19-4W)					537,868	
<b>SUB-TOTAL</b>	<b>886,068</b>	<b>781,884</b>	<b>675,166</b>	<b>481,737</b>	<b>1,244,231</b>	<b>569,065</b>
<b>SEWER FACILITIES</b>						
Normandy Estates Concrete Rehab. Phase I (CIP 15-1S)	129,981					
S. Depew St. Rehabilitation (CIP 17-1S)		135,393				
W. Plymouth Dr. Rehabilitation (CIP 17-2S)		103,326				
S. Gray Ct. Rehabilitation (CIP 17-3S)		117,578				
S. Sheridan Blvd. (Leawood) Rehab. (CIP 18-1S)			14,650	8,950		
S. Sheridan Blvd. Rehabilitation (CIP 19-1S)					287,418	
Sewer Rehabilitation (CIPP)			25,000	0	25,000	
<b>SUB-TOTAL</b>	<b>129,981</b>	<b>356,297</b>	<b>39,650</b>	<b>8,950</b>	<b>312,418</b>	<b>272,768</b>
<b>VEHICLES</b>						
Pickup (1/2 ton, 4WD)	62,283				36,000	
Hydraulic/Combo Jet Truck						
Sewer Television Inspection Truck			220,000	274,545		
<b>SUB-TOTAL</b>	<b>62,283</b>	<b>0</b>	<b>220,000</b>	<b>274,545</b>	<b>36,000</b>	<b>(184,000)</b>

# PLATTE CANYON WATER AND SANITATION DISTRICT

## 2019 BUDGET

### EXPENDITURES

	ACTUAL 2016	ACTUAL 2017	BUDGET 2018	ESTIMATED 2018	BUDGET 2019	CHANGE FROM 2018 BUDGET
<b>CAPITAL EXPENDITURES (cont)</b>						
<b>BUILDING FACILITIES</b>						
Scott J. Morse Pump Station Improvements	0	25,170	220,000	309,315		
Property Purchase from DWD			33,000	35,200		
<b>SUB-TOTAL</b>	<b>0</b>	<b>25,170</b>	<b>253,000</b>	<b>344,515</b>	<b>0</b>	<b>(253,000)</b>
<b>CAPITAL EQUIPMENT - MAINTENANCE</b>						
Computer Hardware	5,684	7,690	13,990	12,031	0	
Milling/Grinding Tool			10,000	10,000	0	
Blade Cutter					6,000	
Trailer-mounted Arrow Board					6,500	
Wireless Video View system					5,000	
Chain Cutter			6,000	6,000	0	
Combination Valve/Vac Operator	45,000					
Other	0	17,373	8,000	15,555	8,000	
<b>SUB-TOTAL</b>	<b>50,684</b>	<b>25,063</b>	<b>37,990</b>	<b>43,586</b>	<b>25,500</b>	<b>(12,490)</b>
<b>CAPITAL EQUIPMENT - OFFICE</b>						
Computer Hardware (network/workstation)	4,450	4,200	4,600	3,900	2,500	
Computer Software	1,460					
Copier (office)	9,796					
Furniture	3,936	20,097	0	0	0	
Other	0	0	5,000	4,675	5,000	
<b>SUB-TOTAL</b>	<b>19,642</b>	<b>24,297</b>	<b>9,600</b>	<b>8,575</b>	<b>7,500</b>	<b>(2,100)</b>

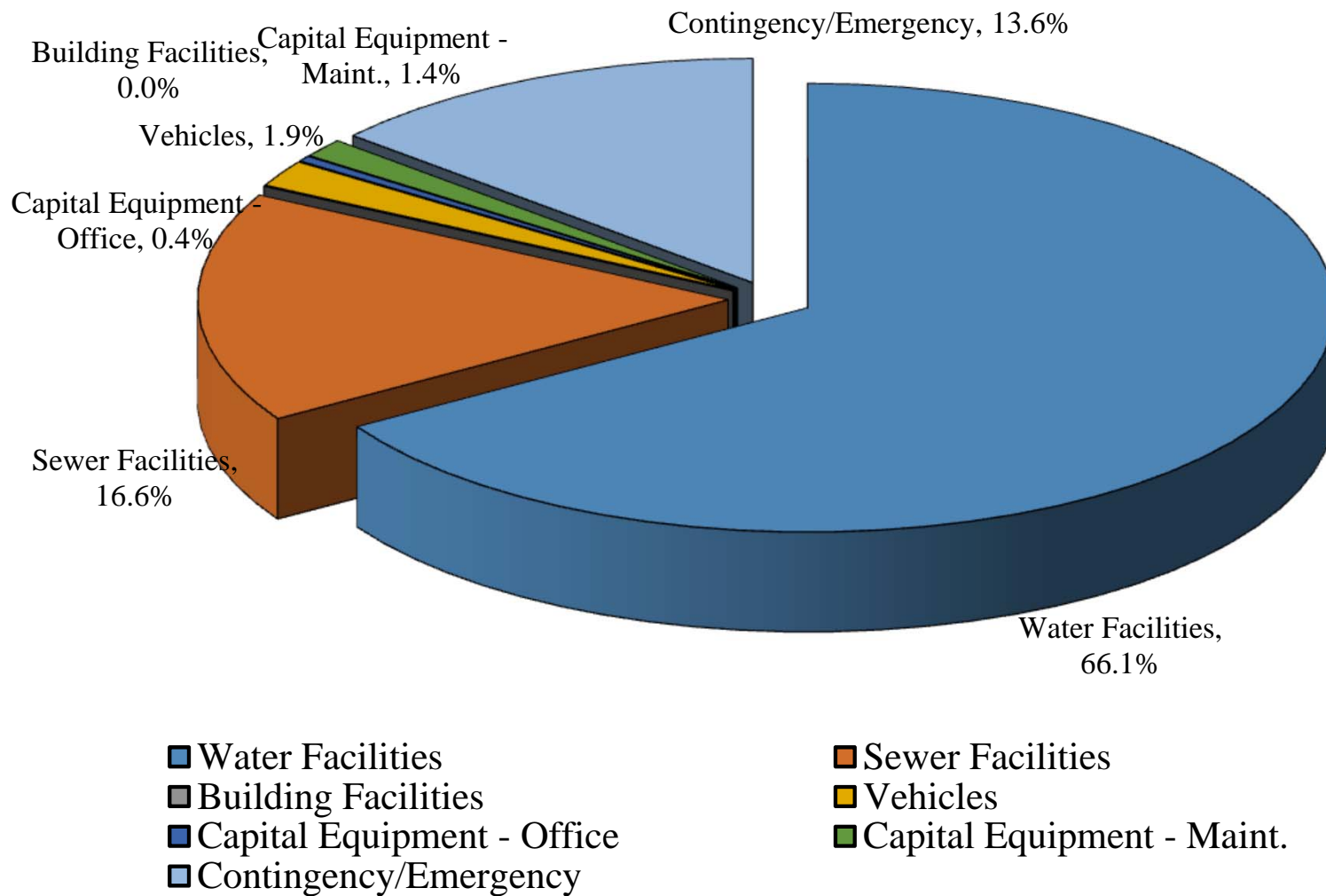
# **PLATTE CANYON WATER AND SANITATION DISTRICT**

## **2019 BUDGET**

### **EXPENDITURES**

	<b>ACTUAL 2016</b>	<b>ACTUAL 2017</b>	<b>BUDGET 2018</b>	<b>ESTIMATED 2018</b>	<b>BUDGET 2019</b>	<b>CHANGE FROM 2018 BUDGET</b>
<b>CAPITAL EXPENDITURES (cont)</b>						
<b>CONTINGENCY/EMERGENCY</b>						
Emergency Reserve			97,279		100,365	
Contingency			214,445		155,665	
<b>SUB-TOTAL</b>			<b>311,724</b>		<b>256,030</b>	<b>(55,694)</b>
<b>SUB-TOTAL CAPITAL EXPENDITURES</b>	<b>1,148,658</b>	<b>1,212,711</b>	<b>1,547,130</b>	<b>1,161,908</b>	<b>1,881,679</b>	<b>334,549</b>
<b>TOTAL EXPENDITURES</b>	<b>3,303,693</b>	<b>3,569,094</b>	<b>4,001,420</b>	<b>3,535,081</b>	<b>4,436,731</b>	<b>435,310</b>
<b>ENDING FUNDS AVAILABLE</b>	<b>10,197,626</b>	<b>9,773,844</b>	<b>9,031,639</b>	<b>9,471,113</b>	<b>8,379,871</b>	

## 2019 Capital Expenses



# PLATTE CANYON WATER AND SANITATION DISTRICT

## 2019 BUDGET

### PROPERTY TAXES

	<b>TAX YEAR 2015</b>	<b>TAX YEAR 2016</b>	<b>TAX YEAR 2017</b>	<b>TAX YEAR 2018</b>
<b>MILL LEVY</b>				
General Operations	7.104	7.104	7.104	7.104
Abatements	0.000	0.022	0.000	0.053
<b>TOTAL MILL LEVY</b>	<b>7.104</b>	<b>7.126</b>	<b>7.104</b>	<b>7.157</b>
<b>ASSESSED VALUATION</b>				
Jefferson County	165,635,322	163,160,892	181,469,575	182,321,542
Arapahoe County	43,852,522	44,636,824	47,782,132	48,362,774
<b>TOTAL</b>	<b>209,487,844</b>	<b>207,797,716</b>	<b>229,251,707</b>	<b>230,684,316</b>
<b>PROPERTY TAX REVENUE</b>				
<b>ASSESSED</b>				
General Operations	1,488,202	1,476,195	1,628,604	1,638,781
Abatements	0	4,572	0	12,138
<b>Total</b>	<b>1,488,202</b>	<b>1,480,767</b>	<b>1,628,604</b>	<b>1,650,919</b>


# PLATTE CANYON WATER AND SANITATION DISTRICT

## 2019 BUDGET

### PROPERTY TAXES

	<b>TAX YEAR 2015</b>	<b>TAX YEAR 2016</b>	<b>TAX YEAR 2017</b>	<b>TAX YEAR 2018</b>
<b>Jefferson County</b>				
General Operations	1,176,673	1,159,095	1,289,160	1,295,212
Abatements	0	3,590	0	9,663
<b>Total</b>	<b>1,176,673</b>	<b>1,162,685</b>	<b>1,289,160</b>	<b>1,304,875</b>
<b>Arapahoe County</b>				
General Operations	311,528	317,100	339,444	343,569
Abatements	0	982	0	2,563
<b>Total</b>	<b>311,528</b>	<b>318,082</b>	<b>339,444</b>	<b>346,132</b>

## Property Tax Revenue



# **PLATTE CANYON WATER AND SANITATION DISTRICT**

## **2019 BUDGET**

### **SCHEDULE I**

#### **LEASE - PURCHASE SUPPLEMENTAL SCHEDULE**

**(29-1-103(3)(d), C.R.S)**

##### **I. Real Property Lease - Purchase Agreements:**

Total Amount to be expended for all Real Property Lease - Purchase Agreements in 2015

\$0.00

##### **II. All Lease - Purchase Agreements Not Involving Real Property:**

Total Amount to be expended for all Non-Real Property Lease - Purchase Agreements in 2015

\$0.00

# PLATTE CANYON WATER AND SANITATION DISTRICT

## 2019 BUDGET EXHIBIT B PERSONNEL SUMMARY

	Current FTE's 2018	Authorize FTE's 2019
<b>Maintenance Employees</b>		
Supervisor	1.0	1.0
Foreman	1.0	1.0
Operator I		
Operator II	5.0	5.0
Temporary / Seasonal *		
<b>Administrative Employees</b>		
Manager	1.0	1.0
Assistant Manager	1.0	1.0
Construction Coordinator/Inspector	1.0	1.0
Financial Officer	1.0	1.0
Receptionist / Secretary	2.0	2.0
Project/Information Technology Technician	1.0	1.0
<b>Total Permanent Employees</b>	14.0	14.0
<b>Total Temporary / Seasonal Employees</b>	0.0	0.0
<b>Total Employees</b>	14.0	14.0

\* Equivalent full time employees

**PLATTE CANYON WATER AND SANITATION DISTRICT  
SUBDISTRICT No. 1**

**2019 BUDGET**

	<b>ACTUAL 2016</b>	<b>ACTUAL 2017</b>	<b>BUDGET 2018</b>	<b>ESTIMATED 2018</b>	<b>BUDGET 2019</b>	<b>CHANGE FROM 2018 BUDGET</b>
<b>BEGINNING FUNDS AVAILABLE</b>	<b>20,956</b>	<b>23,240</b>	<b>25,672</b>	<b>25,973</b>	<b>28,665</b>	
<b>REVENUE</b>						
Property taxes	28,692	28,524	28,525	28,525	28,525	0
Specific ownership	2,301	2,787	2,139	2,550	2,139	0
Loan Proceeds	0	0	0	0	0	0
Contribution from Columbine Townhouses III			0	0	0	0
Investment income	247	375	257	570	570	313
<b>TOTAL REVENUE</b>	<b>31,240</b>	<b>31,686</b>	<b>30,921</b>	<b>31,645</b>	<b>31,235</b>	<b>314</b>
<b>EXPENDITURES</b>						
<b>Debt Service</b>						
Principal	19,133	19,858	20,609	20,609	21,389	780
Interest	9,392	8,667	7,916	7,916	7,136	-780
<b>Capital Expenditures</b>						
Water facilities			0	0	0	0
<b>Miscellaneous</b>						
Treasurer fees	431	428	430	428	430	0
<b>TOTAL EXPENDITURES</b>	<b>28,956</b>	<b>28,953</b>	<b>28,955</b>	<b>28,953</b>	<b>28,955</b>	<b>0</b>
<b>ENDING FUNDS AVAILABLE</b>	<b>23,240</b>	<b>25,973</b>	<b>27,638</b>	<b>28,665</b>	<b>30,945</b>	

**PLATTE CANYON WATER AND SANITATION DISTRICT  
SUBDISTRICT No. 1**

**2019 BUDGET**

**PROPERTY TAXES**

	<b>TAX YEAR 2015</b>	<b>TAX YEAR 2016</b>	<b>TAX YEAR 2017</b>	<b>TAX YEAR 2018</b>
<b>MILL LEVY</b>				
Debt Service	30.187	29.895	23.052	22.986
Abatements	0.000	0.000	0.000	0.000
<b>TOTAL MILL LEVY</b>	<b>30.187</b>	<b>29.895</b>	<b>23.052</b>	<b>22.986</b>
<b>ASSESSED VALUATION</b>				
Jefferson County	950,483	954,152	1,237,435	1,240,946
<b>TOTAL</b>	<b>950,483</b>	<b>954,152</b>	<b>1,237,435</b>	<b>1,240,946</b>
<b>PROPERTY TAX REVENUE</b>				
<b>ASSESSED</b>				
Debt Service	28,692	28,524	28,525	28,525
Abatements	0	0	0	0
<b>Total</b>	<b>28,692</b>	<b>28,524</b>	<b>28,525</b>	<b>28,525</b>

**PLATTE CANYON WATER AND SANITATION DISTRICT  
SUBDISTRICT No. 2**

**2019 BUDGET**

	<b>ACTUAL 2016</b>	<b>ACTUAL 2017</b>	<b>BUDGET 2018</b>	<b>ESTIMATED 2018</b>	<b>BUDGET 2019</b>	<b>CHANGE FROM 2018 BUDGET</b>
<b>BEGINNING FUNDS AVAILABLE</b>	<b>16,263</b>	<b>18,353</b>	<b>20,625</b>	<b>21,092</b>	<b>23,313</b>	
<b>REVENUE</b>						
Property taxes	29,088	29,084	29,085	29,085	29,085	0
Specific ownership	2,333	2,841	2,181	2,181	2,181	0
Loan Proceeds			0	0	0	0
Contribution from Columbine Townhouses IV			0	0	0	0
Investment income	190	336	206	480	465	259
<b>TOTAL REVENUE</b>	<b>31,611</b>	<b>32,261</b>	<b>31,472</b>	<b>31,746</b>	<b>31,732</b>	<b>259</b>
<b>EXPENDITURES</b>						
<b>Debt Service</b>						
Principal	18,688	19,347	20,031	20,031	20,738	707
Interest	10,397	9,738	9,054	9,054	8,347	-707
<b>Capital Expenditures</b>						
Water facilities			0	0	0	0
<b>Miscellaneous</b>						
Treasurer fees	436	437	440	440	440	0
<b>TOTAL EXPENDITURES</b>	<b>29,521</b>	<b>29,522</b>	<b>29,525</b>	<b>29,525</b>	<b>29,525</b>	<b>0</b>
<b>ENDING FUNDS AVAILABLE</b>	<b>18,353</b>	<b>21,092</b>	<b>22,572</b>	<b>23,313</b>	<b>25,519</b>	

**PLATTE CANYON WATER AND SANITATION DISTRICT  
SUBDISTRICT No. 2**

**2019 BUDGET**

**PROPERTY TAXES**

	<b>TAX YEAR 2015</b>	<b>TAX YEAR 2016</b>	<b>TAX YEAR 2017</b>	<b>TAX YEAR 2018</b>
<b>MILL LEVY</b>				
Debt Service	28.340	28.336	22.439	21.719
Abatements	0.000	0.000	0.000	0.000
<b>TOTAL MILL LEVY</b>	<b>28.340</b>	<b>28.336</b>	<b>22.439</b>	<b>21.719</b>

**ASSESSED VALUATION**

Jefferson County	1,026,394	1,026,394	1,296,177	1,339,140
<b>TOTAL</b>	<b>1,026,394</b>	<b>1,026,394</b>	<b>1,296,177</b>	<b>1,339,140</b>

**PROPERTY TAX REVENUE**

<b>ASSESSED</b>				
Debt Service	29,088	29,084	29,085	29,085
Abatements	0	0	0	0
<b>Total</b>	<b>29,088</b>	<b>29,084</b>	<b>29,085</b>	<b>29,085</b>

**PLATTE CANYON WATER AND SANITATION DISTRICT**  
**TenYear Financial Plan (2019-2028)**  
**Summary**

	ACTUAL 2017	ESTIMATED 2018	BUDGETED 2019	2020	2021	2022	2023	2024	2025	2026	2027	2028
BEGINNING FUNDS AVAILABLE	\$10,197,626	\$9,773,844	\$9,471,113	\$8,379,871	\$7,545,115	\$7,384,349	\$7,111,504	\$7,189,166	\$7,348,671	\$7,023,113	\$7,269,823	\$7,613,430
REVENUES												
Property taxes General Revenue (Exhibit 1)	1,483,781	1,628,604	1,650,920	1,639,742	1,722,989	1,723,998	1,827,437	1,827,437	1,940,766	1,943,881	2,063,817	2,067,119
Property taxes Debt Service (Exhibit 1)	0	0	0	0	0	0	0	0	0	0	0	0
Specific ownership taxes	140,833	141,701	122,909	114,782	120,609	120,680	127,921	127,921	135,854	136,072	144,467	144,698
Investment income (2019 @ 1.85%, 2020 @ 2.0% +.25%/yr max 3.0%)	118,270	159,860	175,220	167,597	169,765	184,609	195,566	215,675	220,460	210,693	218,095	228,403
Contract maintenance (2020 @ 3.1%)	1,370,660	1,287,985	1,383,440	1,426,327	1,470,543	1,516,130	1,563,130	1,611,587	1,661,546	1,713,054	1,766,158	1,820,909
Other	19,868	9,200	9,000	9,216	12,500	12,500	12,500	12,500	12,500	12,500	12,500	12,500
System Development Fees	11,900	5,000	4,000	4,000	15,600	0	0	50,700	42,900	42,900	42,900	42,900
Contingency Addback				0								
Bond proceeds	0	0	0	0	0	0	0	0	0	0	0	0
TOTAL REVENUE	3,145,312	3,232,350	3,345,489	3,361,664	3,512,006	3,557,916	3,726,554	3,845,820	4,014,025	4,059,100	4,247,937	4,316,530
EXPENSES												
Operations (2020 @ 3.1%)												
Water Operations	136,585	190,122	146,940	151,201	155,586	160,098	164,741	169,518	174,434	179,493	184,698	190,055
Water - Remedial Projects	52,687	33,410	51,000	52,479	54,001	55,567	57,178	58,837	60,543	62,299	64,105	65,964
Sewer Operations	37,172	21,957	51,000	52,479	54,001	55,567	57,178	58,837	60,543	62,299	64,105	65,964
Sewer - Remedial Projects	0	0	25,000	25,725	26,471	27,239	28,029	28,841	29,678	30,538	31,424	32,335
Vehicle & Equipment	78,473	81,505	91,500	94,154	96,884	99,694	102,585	105,560	108,621	111,771	115,012	118,348
Communications	21,010	20,530	21,700	22,329	22,977	23,643	24,329	25,034	25,760	26,507	27,276	28,067
Building Maintenance	79,924	51,200	34,575	35,578	36,609	37,671	38,764	39,888	41,044	42,235	43,460	44,720
Personnel	1,599,622	1,657,121	1,760,397	1,811,449	1,863,981	1,918,036	1,973,659	2,030,895	2,089,791	2,150,395	2,212,756	2,276,926
Administrative	143,763	116,943	113,180	116,462	119,840	123,315	126,891	130,571	134,358	138,254	142,263	146,389
Professional & Consulting	136,190	125,630	179,000	184,191	189,533	195,029	200,685	206,505	212,493	218,656	224,997	231,522
Commercial Insurance	42,817	44,325	50,000	51,450	52,942	54,477	56,057	57,683	59,356	61,077	62,848	64,671
Miscellaneous	28,140	30,430	30,760	31,652	32,570	33,514	34,486	35,487	36,516	37,575	38,664	39,785
Total Operating Expenses	2,356,383	2,373,173	2,555,052	2,629,149	2,705,394	2,783,850	2,864,582	2,947,655	3,033,137	3,121,098	3,211,610	3,304,746
Short Term Capital Outlay Expenditures (Exhibit 2)												
Vehicles & Equipment	25,063	318,131	61,500	155,383	368,490	144,124	67,666	367,760	31,183	31,536	517,493	66,404
Office Equipment	24,297	8,575	7,500	13,457	9,844	10,267	11,190	10,434	10,630	10,751	10,605	10,662
Building Facilities	25,170	344,515	0	0	0	0	0	0	0	0		
Contingency/Emergencies			256,030									
Total Short Term Capital Expenses	74,530	671,221	325,030	168,840	378,334	154,391	78,855	378,193	41,813	42,287	528,098	77,066
Expenses	2,430,913	3,044,394	2,880,082	2,797,989	3,083,728	2,938,242	2,943,437	3,325,848	3,074,950	3,163,385	3,739,708	3,381,812
Long Term Capital Outlay Expenditures (Exhibit 2)												
Water	781,884	481,737	1,244,231	1,373,431	564,045	867,519	680,455	335,466	1,239,634	624,005	139,622	2,237,883
Sewer	356,297	8,950	312,418	25,000	25,000	25,000	25,000	25,000	25,000	25,000	25,000	25,000
Total Long Term Capital Expenses	1,138,181	490,687	1,556,649	1,398,431	589,045	892,519	705,455	360,466	1,264,634	649,005	164,622	2,262,883
Debt Service (Exhibit 1)												
Prinical payments	0	0	0	0	0	0	0	0	0	0	0	0
Interest payments	0	0	0	0	0	0	0	0	0	0	0	0
Total Debt Service Expenses	0	0	0	0	0	0	0	0	0	0	0	0
TOTAL EXPENSES	3,569,094	3,535,081	4,436,731	4,196,420	3,672,773	3,830,761	3,648,892	3,686,314	4,339,584	3,812,390	3,904,330	5,644,695
Annual Surplus/(Deficit)	-423,782	-302,731	-1,091,242	-834,756	-160,766	-272,845	77,662	159,505	-325,559	246,710	343,608	-1,328,165
ENDING FUNDS AVAILABLE	9,773,844	9,471,113	8,379,871	7,545,115	7,384,349	7,111,504	7,189,166	7,348,671	7,023,113	7,269,823	7,613,430	6,285,265

**PLATTE CANYON WATER AND SANITATION DISTRICT**  
**TenYear Financial Plan (2019-2028)**

**EXHIBIT 1 PROPERTY TAX REVENUE**

	<u>ACTUAL</u>	<u>ESTIMATED</u>										
	<u>2017</u>	<u>2018</u>	<u>2019</u>	<u>2020</u>	<u>2021</u>	<u>2022</u>	<u>2023</u>	<u>2024</u>	<u>2025</u>	<u>2026</u>	<u>2027</u>	<u>2028</u>
<b>Assessed Valuation</b>												
Taps Sold	9	5	4	5	4	0	0	13	11	11	11	11
Total Taps	6,812	6,821	6,826	6,830	6,835	6,839	6,839	6,839	6,852	6,863	6,874	6,885
Assessed Value per Tap (+5% - 2020, then 6% every even year)	30,505	33,610	33,795	33,795	35,485	35,485	37,614	37,614	39,871	39,871	42,263	42,263
New Assessed Value	274,542	168,048	135,180	168,975	141,939	0	0	488,979	438,577	438,577	464,891	464,891
Assessed Value	207,797,716	229,251,707	230,684,316	230,819,496	242,537,894	242,679,833	257,240,623	257,240,623	273,193,378	273,631,955	290,514,763	290,979,654
<b>General Operations</b>												
Assessed Valuation	207,797,716	229,251,707	230,684,316	230,819,496	242,537,894	242,679,833	257,240,623	257,240,623	273,193,378	273,631,955	290,514,763	290,979,654
General Operating Mill Levy+Abatements	7.104	7.126	7.157	7.104	7.104	7.104	7.104	7.104	7.104	7.104	7.104	7.104
General Operating Property Tax	1,476,195	1,633,648	1,650,920	1,639,742	1,722,989	1,723,998	1,827,437	1,827,437	1,940,766	1,943,881	2,063,817	2,067,119
<b>Debt Service</b>												
Assessed Value	207,797,716	229,251,707	230,684,316	230,819,496	242,537,894	242,679,833	257,240,623	257,240,623	273,193,378	273,631,955	290,514,763	290,979,654
Mill Levy	0.000	0.000	0.000	0.000	0.000	0.000	0.000	0.000	0.000	0.000	0.000	0.000
Property tax	0	0	0	0	0	0	0	0	0	0	0	0
<b>Total Property Tax Revenue</b>	1,476,195	1,633,648	1,650,920	1,639,742	1,722,989	1,723,998	1,827,437	1,827,437	1,940,766	1,943,881	2,063,817	2,067,119
<b>Total Mill Levy</b>	7.104	7.126	7.157	7.104	7.104	7.104	7.104	7.104	7.104	7.104	7.104	7.104

**PLATTE CANYON WATER AND SANITATION DISTRICT**  
**TenYear Financial Plan (2019-2028)**

**EXHIBIT 2 CAPITAL EXPENDITURES - DISTRICT CAPITAL IMPROVEMENTS**

	ACTUAL	ESTIMATED										
	2017	2018	2019	2020	2021	2022	2023	2024	2025	2026	2027	2028
<b>WATER</b>												
Col. West Pump Station Piping - 16-1W	360,246											
W. Portland Dr.. Replacement - 16-2W												
W. Canyon Dr. Replacement - 17-1W	159,173											
S. Morning Glory Ln. Replacement - 17-2W	213,537											
W. Frost Dr. Replacement - 17-3W	32,210											
S. Sheridan Blvd. Rehabilitation - 18-1W	14,248	199,005										
S. Sheridan Blvd. Rehabilitation - 18-2W		0										
W. Geddes Cir. Replacement - 18-3W	2,470	282,732										
S. Jay Ct. Replacement - 19-1W			284,234									
S. Jay Dr. Replacement - 19-2W			133,094									
W. Rowland Ave. Replacement - 19-3W			289,035									
W. Leawood Dr. Replacement - 19-4W			537,868									
S. Depew St. Replacement - 20-1W				1,151,979								
W. Canyon Ave. Replacement - 20-2W				221,452								
S. Pierce St. Replacement - 21-1W					451,712							
W. Alder Ave. Replacement - 21-2W					112,333							
W. Coal Mine Ave. Replacement - 22-1W						867,519						
Blue Sage Dr. Replacement - 23-1W							261,491					
Blue Sage Dr. Replacement - 23-2W							216,057					
Marigold Ln. Replacement - 23-3W							202,907					
W. Canyon Trail Replacement - 24-1W								256,842				
W. Caryl Pl. Replacement - 24-2W								78,624				
W. Caley Ave. Replacement - 25-1W									99,182			
Snowberry Pl. Replacement - 25-2W									144,199			
W. Rowland Ave. Replacement - 25-3W									484,671			
W. Roxbury Pl. Replacement - 25-4W									347,218			
W. Chestnut Dr. Replacement - 25-5W									164,364			
S. Kendall Blvd. Replacement - 26-1W										597,559		
W. Maplewood Pl. Replacement - 26-2W										26,446		
W. Ken Caryl Ave. Replacement - 27-1W											139,622	
W. Ontario Ave. Replacement - 28-1W												285,395
W. Plymouth Dr. Replacement - 28-2W												148,931
S. Lamar Dr. Replacement - 28-3W												192,642
S. Kendall Blvd. Replacement - 28-4W												426,236
W. Elmhurst Ave. Replacement - 28-5W												529,261
S. Fenton St. Replacement - 28-6W												243,748
W. Geddes Ave. Replacement - 28-7W												113,603
S. Depew St. Replacement - 28-8W												298,067
Additional Capital Water Projects												
<b>TOTAL WATER</b>	<b>781,884</b>	<b>481,737</b>	<b>1,244,231</b>	<b>1,373,431</b>	<b>564,045</b>	<b>867,519</b>	<b>680,455</b>	<b>335,466</b>	<b>1,239,634</b>	<b>624,005</b>	<b>139,622</b>	<b>2,237,883</b>
<b>SEWER</b>												
Normandy Estate Ph2 CIPP - 16-1S												
S. Depew St. Rehabilitation CIPP - 17-1S	135,393											
W. Plymouth Dr. Rehabilitation CIPP - 17-2S	103,326											
S. Gray Ct. Rehabilitation CIPP - 17-3S	117,578											
S. Sheridan Blvd. Rehabilitation CIPP - 18-1S		8,950										
S. Sheridan Blvd. Rehabilitation CIPP - 19-1S			287,418									
Sewer Rehabilitation (CIPP)			25,000	25,000	25,000	25,000	25,000	25,000	25,000	25,000	25,000	25,000
Additional Capital Sewer Projects												
<b>TOTAL SEWER</b>	<b>356,297</b>	<b>8,950</b>	<b>312,418</b>	<b>25,000</b>	<b>25,000</b>	<b>25,000</b>	<b>25,000</b>	<b>25,000</b>	<b>25,000</b>	<b>25,000</b>	<b>25,000</b>	<b>25,000</b>
<b>VEHICLES AND EQUIPMENT</b>												

Vehicles	0	274,545	36,000	124,000	335,000	114,000	36,000	336,000	0	0	486,000	35,000
Maintenance Equipment	25,063	43,586	25,500	31,383	33,490	30,124	31,666	31,760	31,183	31,536	31,493	31,404
Office Equipment	24,297	8,575	7,500	13,457	9,844	10,267	11,190	10,434	10,630	10,751	10,605	10,662
<b>TOTAL VEHICLES &amp; EQUIP.</b>	<b>49,360</b>	<b>326,706</b>	<b>69,000</b>	<b>168,840</b>	<b>378,334</b>	<b>154,391</b>	<b>78,855</b>	<b>378,193</b>	<b>41,813</b>	<b>42,287</b>	<b>528,098</b>	<b>77,066</b>
<b>OFFICE EXPANSION / BUILDING FACILITIES</b>	<b>25,170</b>	<b>344,515</b>	<b>0</b>									
<b>CONTINGENCY/EMERGENCY</b>	<b>0</b>	<b>0</b>	<b>256,030</b>									
<b>TOTAL CAPITAL</b>	<b>1,212,711</b>	<b>1,161,908</b>	<b>1,881,679</b>	<b>1,567,271</b>	<b>967,379</b>	<b>1,046,910</b>	<b>784,310</b>	<b>738,659</b>	<b>1,306,447</b>	<b>691,292</b>	<b>692,720</b>	<b>2,339,949</b>