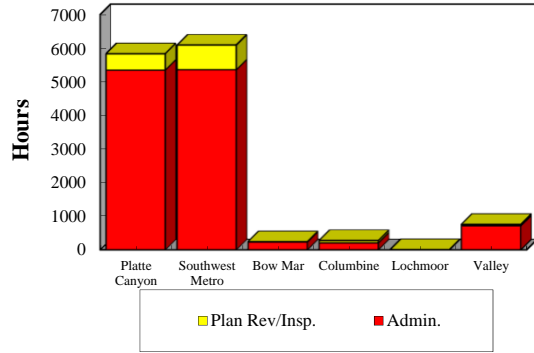
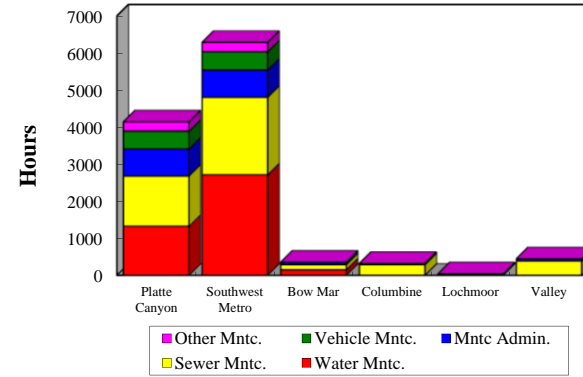


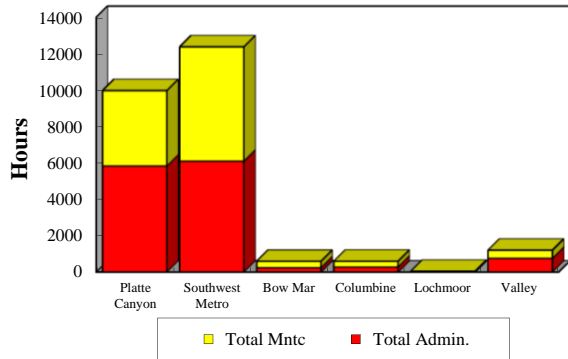
Administrative



Maintenance



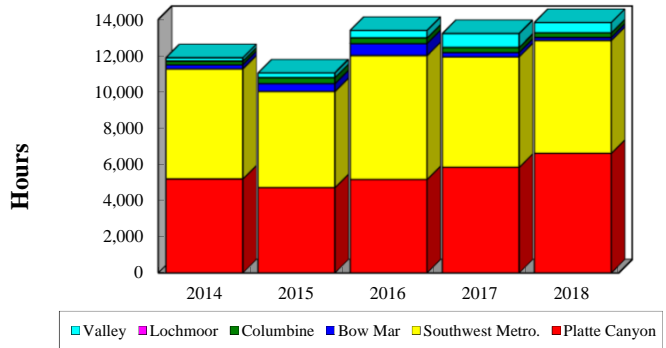
Total



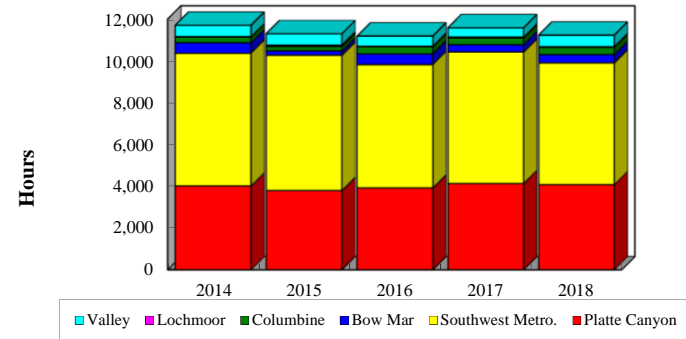
	Platte Canyon	Southwest Metro	Bow Mar	Columbine	Lochmoor	Valley
Water Mntc.	1,448	2,670	166	0	0	0
Sewer Mntc.	1,363	1,972	178	318	6	510
Mntc Admin.	701	640	50	30	23	43
Vehicle Mntc.	447	421	0	0	0	0
Other Mntc.	127	119	0	0	0	0
Total Mntc	4,084	5,822	394	348	29	553
Admin.	6,301	5,612	166	172	18	488
Plan Rev/Insp.	305	614	4	89	1	72
Total Admin.	6,606	6,226	171	261	19	560
TOTAL	10,690	12,048	564	609	48	1113

ANNUAL HOURLY LABOR DISTRIBUTION - (2014-2018)

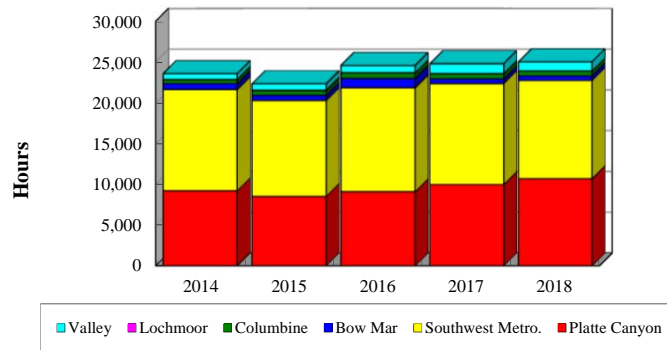
Administrative



Maintenance



Total



	2014	2015	2016	2017	2018
P.C. Mntc.	4,024	3,804	3,927	4,140	4,084
S.W.M. Mntc.	6,348	6,472	5,902	6,286	5,822
Bow Mar Mntc.	498	205	512	353	394
Columbine Mntc.	270	215	344	319	348
Lochmoor Mntc.	22	62	19	40	29
Valley Mntc.	541	539	483	445	553
Total Mntc	11,703	11,296	11,187	11,584	11,230
P.C. Admin.	5,189	4,713	5,164	5,834	6,606
S.W.M. Admin.	6,071	5,304	6,838	6,091	6,226
Bow Mar Admin.	233	436	658	243	171
Columbine Admin.	197	331	307	280	261
Lochmoor Admin.	16	9	10	9	19
Vally Admin.	171	249	414	761	560
Total Admin.	11,876	11,041	13,391	13,216	13,842
TOTAL	23,579	22,337	24,578	24,800	25,072
P.C. Total	9,213	8,517	9,091	9,973	10,690
S.W.M. Total	12,419	11,775	12,740	12,378	12,048
Bow Mar Total	731	641	1,171	596	564
Columbine Total	467	546	651	599	609
Lochmoor Total	38	71	29	49	48
Valley Total	712	787	897	1,206	1,113